

## SYMBOL LEGEND

CEILING SYMBOL	CEILING HEIGHT
---	CEILING CONSTRUCTION
---	CEILING FINISH
---	KEYED CEILING NOTE
---	CODED CEILING NOTE
---	DETAIL / ENLARGED PLAN SYMBOL
---	DRAWING NUMBER
---	NEW CONSTRUCTION/EQUIPMENT
---	HIDDEN CONSTRUCTION/EQUIPMENT
---	RECESSED CEILING LIGHT FIXTURE
---	2' x 2', 2' x 4'
---	SURFACE MTD. OR SUSPENDED STRIP FLOOR, FIXTURE
---	SURFACE MTD. FLOOR FIXTURE - 1' x 4'
---	DIRECT/INDIRECT PENDANT LT.
---	RECESSED DOWNLIGHT FIXTURE
---	TRACK FIXTURE
---	WALL MOUNTED SCONCE FIXTURE
---	LIGHT COVE
---	ACOUSTICAL CEILING PANEL: 2'x2', 2'x4'
---	2'x2' RECESSED DIFFUSER
---	RETURN/EXHAUST GRILLE
---	2'x2' RECESSED DIFFUSER; RETURN & EXHAUST AIR DUCT UP & DN
---	WALL MOUNTED EXIT SIGN
---	CEILING MOUNTED EXIT SIGN W/ DIR. ARROW
---	CEILING MOUNTED EXIT SIGN, NO ARROW
---	SPRINKLER HEAD
---	SIDE WALL SPRINKLER HEAD
---	CEILING MOUNTED PROJECTOR

## GENERAL CEILING NOTES

1. NUMBERED AND KEYED CEILING NOTES, AS LISTED BELOW, APPLY TO CEILING PLANS ONLY AND ARE NOT FOR REFERENCE TO ANY OTHER SHEETS.
2. REFERENCE MEP AND LIGHTING DRAWINGS FOR FIXTURE TYPES AND SPECIFICATIONS.
3. REFERENCE INTERIOR ELEVATIONS FOR ADDITIONAL BULKHEAD HEIGHT INFORMATION.
4. ALL CEILING ELEVATIONS INDICATED ARE ABOVE PRIMARY FINISH FLOOR LEVEL.
5. FACE OF BULKHEADS ARE TO ALIGN WITH FACE OF ADJACENT WALLS TO WHICH BULKHEADS ARE PARALLEL, UNLESS OTHERWISE NOTED OR DIMENSIONED.
6. CENTER CEILING GRID IN ROOM OR SPACE, UNLESS OTHERWISE NOTED OR DIMENSIONED.
7. REFER TO FINISH PLANS FOR ADDITIONAL MATERIAL CODE INFORMATION.
8. ALL STRUCTURAL AND UTILITY COMPONENTS ABOVE OPEN GRID CEILINGS SHALL BE PAINTED.
9. REFER TO SPECIFICATIONS FOR FURTHER CEILING FINISH INFORMATION, INCLUDING ELEVATOR CEILING FINISH MATERIALS.
10. WHERE BOTTOM OF FINISH CEILING ABUTS EXTERIOR GLAZING MULLIONS, VERIFY HEIGHT WILL BE 1-1/2" ABOVE BOTTOM OF MULLION.
11. SPRINKLER HEADS, DOWN LIGHTS AND SIMILAR ITEMS SHALL BE LOCATED IN THE CENTER OF 2'x2' CEILING TILES AND AT THE CENTER OR QUARTER POINTS OF 2'x4' CEILING TILE UNLESS OTHERWISE INDICATED.

## CODED CEILING NOTES

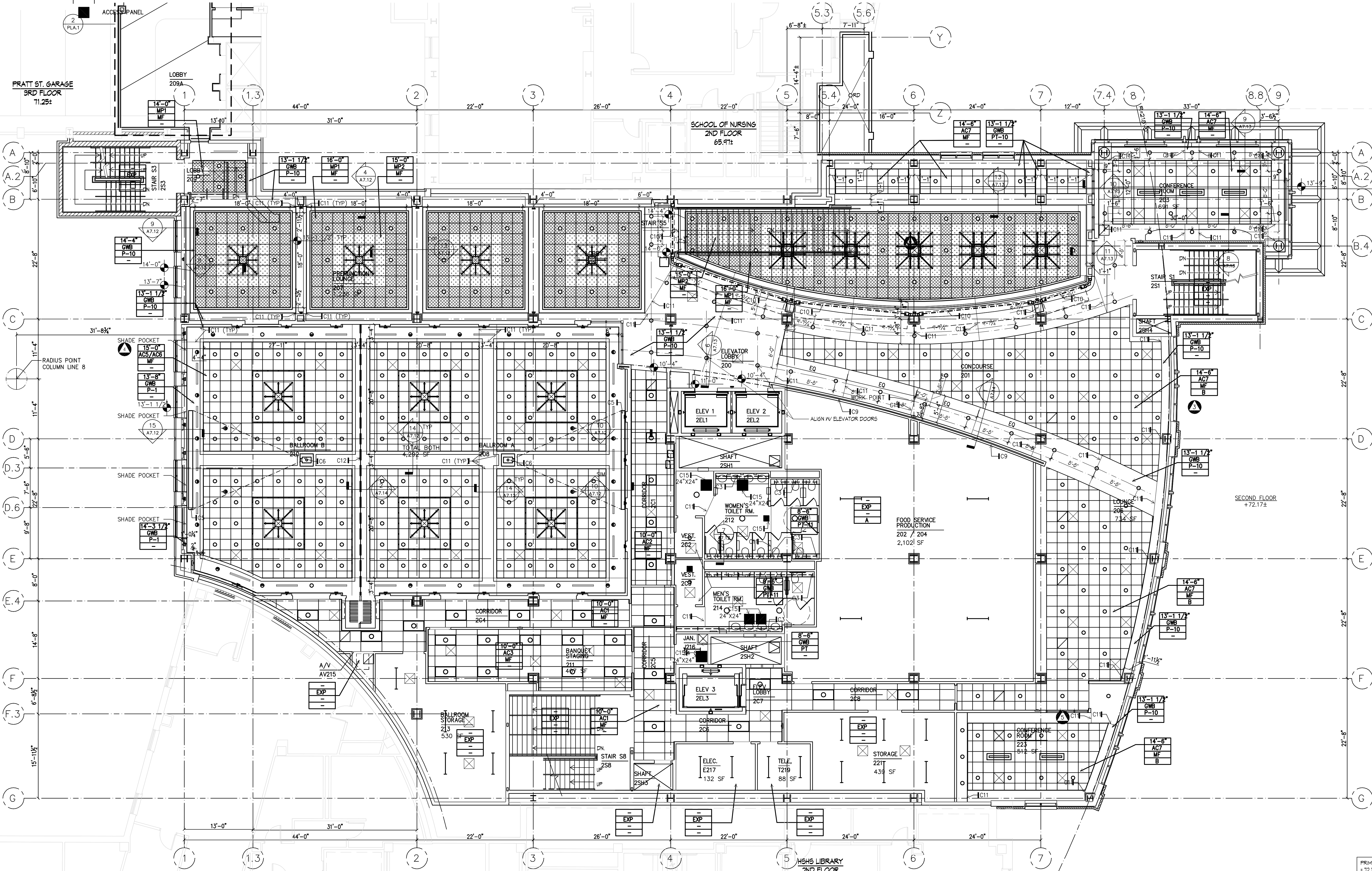
- A CONTROL JOINT IN EXTERIOR SOFFIT ASSEMBLY
- B SIDE CEILING GRILLE, REFERENCE PLANS AND SPECIFICATION FOR TYPE
- C RECESSED LINEAR LIGHT FIXTURE. SEE TYP DETAIL 7/A7.12
- C4 COVE LIGHT FIXTURE
- C5 RECESSED PROJECTION SCREEN, REFERENCE SPECIFICATIONS AND ELECTRICAL DRAWINGS FOR SIZE AND OPERATION
- C6 RECESSED BOX FOR PROJECTOR LIFT
- C7 TRACK LIGHT FIXTURE BY TENANT (NLC)
- C8 INSTALL 2" DUCT LINER AT 60% OF CEILING IN THIS ROOM
- C9 OVERHEAD COILING GRILLE, REFERENCE PLANS AND SPECIFICATION FOR TYPE
- C10 OVERHEAD COILING FIRE DOOR, REFERENCE PLANS AND SPECIFICATION FOR TYPE
- C11 CONTROL JOINT IN GYPSUM WALL BOARD CEILING ASSEMBLY
- C12 OPERABLE PARTITION, REFERENCE PLANS AND SPECIFICATION FOR TYPE
- C13 SUSPENDED TRACK LIGHTING, REFERENCE ELECTRICAL DRAWINGS AND SPECIFICATION
- C14 NOT USED
- C15 FLUSH, UNRATED CEILING ACCESS PANEL, 12" X 12" UNLESS OTHERWISE NOTED; PAINT TO MATCH ADJACENT SURFACES - COORDINATE FINAL LOCATION WITH CONTRACTOR WHOSE EQUIPMENT IT IS SERVING
- C16 EXPANSION JOINT, REFER TO A4.11 FOR DETAIL INFORMATION

## KEYED CEILING NOTES

- A SHELL SPACE
- B BULKHEAD WITHIN THIS AREA. FLEX TRIM TO BE PAINTED BY CONTRACTOR, PAINT TO MATCH OG-1 COLOR
- C FASCIA SURFACE (VERTICAL) TO RECEIVE PAINT P-2, SOFFIT SURFACE (HORIZONTAL) TO RECEIVE PAINT P-10. REFER TO INTERIOR ELEVATIONS.

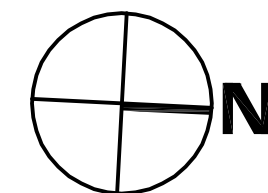
## CEILING SYMBOL MATERIAL CODES

CODE	MATERIAL
AC1	ACOUSTICAL CEILING PANEL: ARMSTRONG #1777 "DUNE; 2'x4'x5/8"; 9/16" GRID
AC2	ACOUSTICAL CEILING PANEL: ARMSTRONG #1775 "DUNE; 2'x2'x5/8"; 9/16" GRID
AC3	ACOUSTICAL CEILING PANEL: ARMSTRONG #868 "CLEAN ROOM VL" (UNPERFORATED); 2'x2'x5/8"; 15/16" GRID IN WHITE
AC4	ACOUSTICAL CEILING PANEL: ARMSTRONG #568 "ORRUS OPEN PLAN; 2'x4'x7/8"; 9/16" GRID
AC5	ACOUSTICAL CEILING PANEL: ARMSTRONG BALLROOM FELD - # 6498 "ORRUS BORDERS PLAIN PANEL"; 2'x2'x3/4"; 9/16" GRID - WHITE
AC6	ACOUSTICAL CEILING PANEL: ARMSTRONG BALLROOM ACCENT - #100 SERIES "ORRUS BORDERS TRADITIONAL"; 2'x2'x3/4"; 9/16" GRID - WHITE
AC7	ACOUSTICAL CEILING PANEL: ARMSTRONG #558 "ORRUS OPEN PLAN; 2'x2'x7/8"; 9/16" GRID
AFS	ACRYLIC FINISH SYSTEM
EXP	EXPOSED TO STRUCTURE
GWB	GYPSUM WALLBOARD
MF	MANUFACTURER'S FINISH
MP1	METAL PANEL: ARMSTRONG; EFFECTS WOOD LOOKS - VECTOR #2118/6427024; 2'x2' CHERRY WITH FIBERGLASS INFILL PANELS; 15/16" GRID
MP2	METAL PANEL: ARMSTRONG; METALWORKS; VECTOR + EXTRA MICROPERFORATED #2118/6427024; COLOR - GUN METAL WITH FIBERGLASS INFILL PANELS; 15/16" GRID
OG1	OPEN GRID CEILING: OG-1 - 24"x24"x15/16" SUSPENDED OPEN METAL GRID; ARMSTRONG; 360 PAINTED; COLOR TO BE SELECTED FROM MFR'S FULL SELECTION
PT	PAINT; COLOR TO BE DETERMINED
P-#	PAINT COLOR; SEE FINISH PLANS
ST	STAIN & CLEAR FINISH
WD	WOOD
---	NO FINISH REQUIRED



SECOND FLOOR REFLECTED CEILING PLAN

1/8" = 1'-0"

PRIMARY FLOOR ELEVATION  
= 72.17'IF THIS DRAWING DOES NOT MEASURE EXACTLY  
30" X 42", IT HAS BEEN REDUCED OR ENLARGED.  
PLEASE DO NOT SCALE THIS DRAWING.

## RECORD DRAWING

This record drawing has been prepared based upon information provided by others. While this information is believed to be reliable, the DESIGN PROFESSIONAL has not verified its accuracy, and thus is not responsible for the accuracy or completeness of this record drawing or for any errors or omissions which may have been incorporated into it as a result of erroneous information provided by others. Those relying on this record document are advised to obtain independent verification of its accuracy before applying it for any purpose.

6	01/29/10	RECORD DRAWING
5	10/20/08	Bulletin #69
4	10/08/08	Bulletin #61
3	05/09/08	Bulletin #31
2	03/13/08	W11 #123
1	01/25/08	Bulletin #19
0	05/02/07	For Construction
Rev.	Date:	Comment:
	May 2, 2007	

## Campus Center

621 West Lombard Street  
University of Maryland, Baltimore  
Baltimore, MD

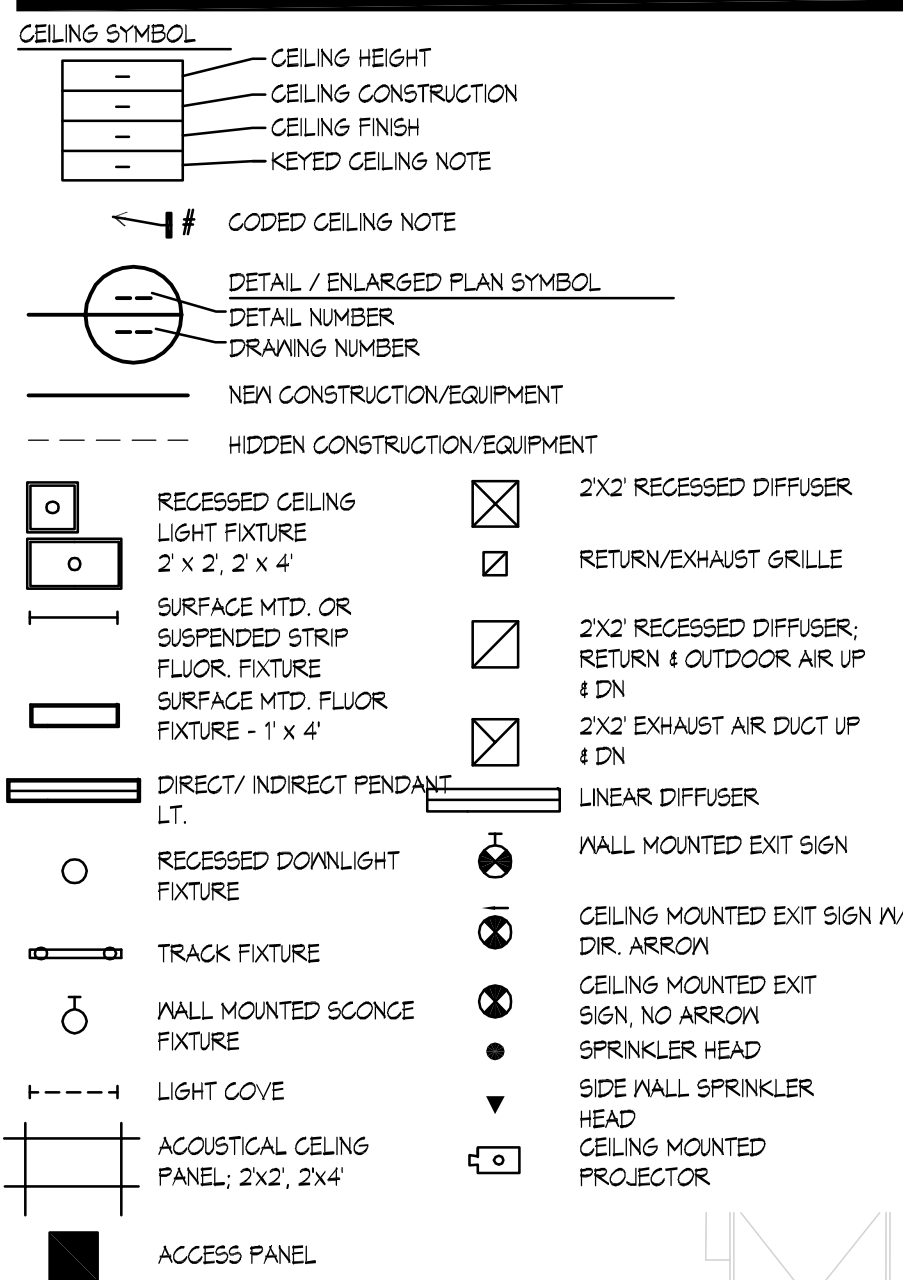
PLAN REVISIONS  
05/09/08Second Floor  
Reflected  
Ceiling  
Plan

UMB PROJECT NO. 99-311  
WTW PROJECT NO. 70-4091  
© WTW ARCHITECTS 2010 REV.#

A9.2



## SYMBOL LEGEND



## GENERAL CEILING NOTES

1. NUMBERED AND KEYED CEILING NOTES, AS LISTED BELOW, APPLY TO CEILING PLANS ONLY AND ARE NOT FOR REFERENCE TO ANY OTHER SHEETS.
2. REFERENCE MEP AND LIGHTING DRAWINGS FOR FIXTURE TYPES AND SPECIFICATIONS.
3. REFERENCE INTERIOR ELEVATIONS FOR ADDITIONAL BULKHEAD HEIGHT INFORMATION.
4. ALL CEILING ELEVATIONS INDICATED ARE ABOVE PRIMARY FINISH FLOOR LEVEL.
5. FACE OF BULKHEADS ARE TO ALIGN WITH FACE OF ADJACENT WALLS TO WHICH BULKHEADS ARE PARALLEL, UNLESS OTHERWISE NOTED OR DIMENSIONED.
6. CENTER CEILING GRID IN ROOM OR SPACE, UNLESS OTHERWISE NOTED OR DIMENSIONED.
7. REFER TO FINISH PLANS FOR ADDITIONAL MATERIAL CODE INFORMATION.
8. ALL STRUCTURAL AND UTILITY COMPONENTS ABOVE OPEN GRID CEILING SHALL BE PAINTED.
9. REFER TO SPECIFICATIONS FOR FURTHER CEILING FINISH INFORMATION, INCLUDING ELEVATOR CEILING FINISH MATERIALS.
10. WHERE BOTTOM OF FINISH CEILING ABUTS EXTERIOR GLAZING MULLIONS, VERIFY HEIGHT WILL BE 1/2" ABOVE BOTTOM OF MULLION.
11. SPRINKLER HEADS, DOWN LIGHTS AND SIMILAR ITEMS SHALL BE LOCATED IN THE CENTER OF 2'x2' CEILING TILES AND AT THE CENTER OR QUARTER POINTS OF 2'x4' CEILING TILE UNLESS OTHERWISE INDICATED.

## CODED CEILING NOTES

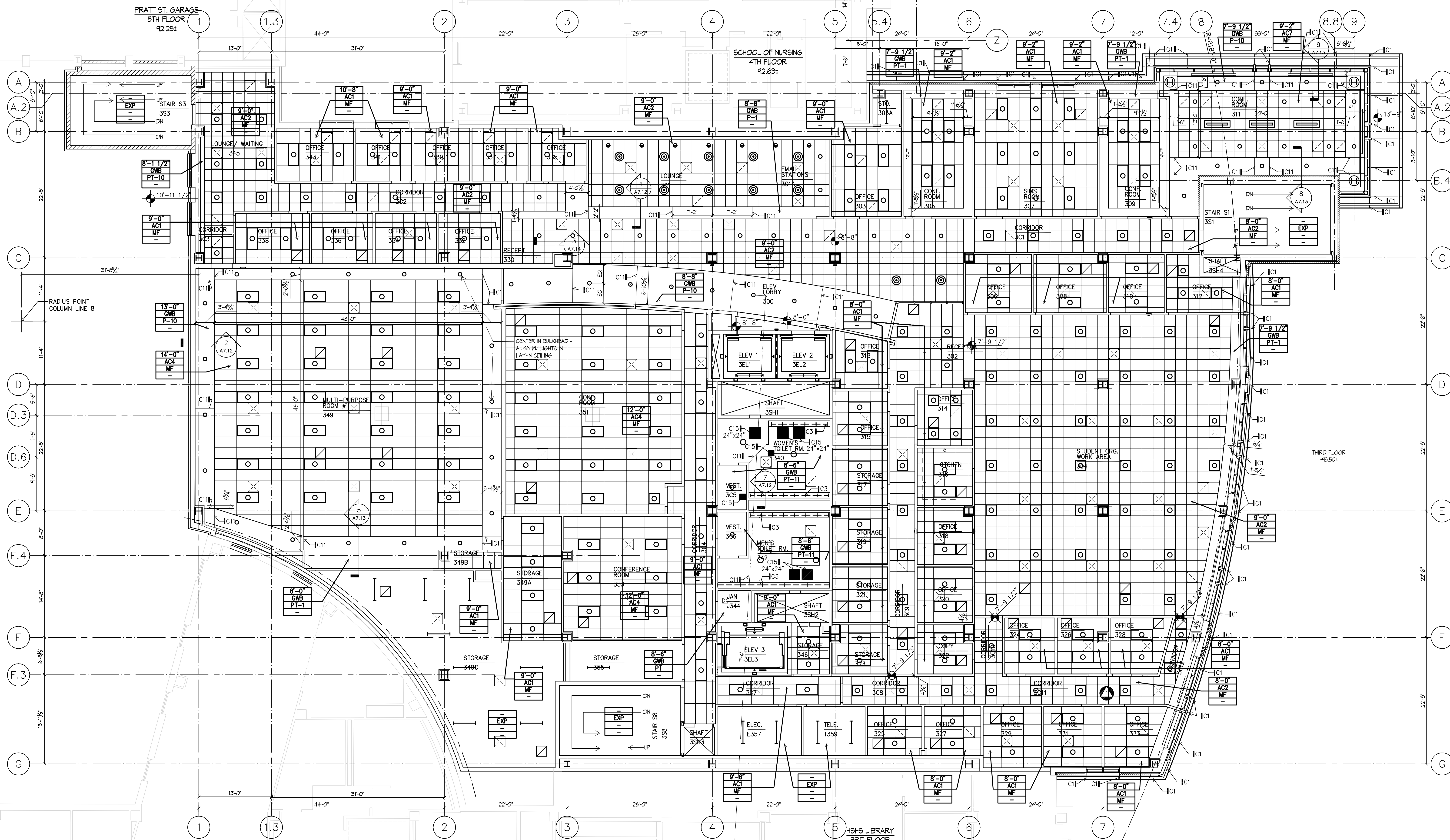
- C1 CONTROL JOINT IN EXTERIOR SOFFIT ASSEMBLY  
C2 SIDE CEILING GRILLE, REFERENCE PLANS AND SPECIFICATION FOR TYPE  
C3 RECESSED LINEAR LIGHT FIXTURE, SEE TYP. DETAIL 7/A1.12  
C4 COVE LIGHT FIXTURE  
C5 RECESSED PROJECTION SCREEN, REFERENCE SPECIFICATIONS AND ELECTRICAL DRAWINGS FOR SIZE AND OPERATION  
C6 RECESSED BOX FOR PROJECTOR LIFT  
C7 TRACK LIGHT FIXTURE BY TENANT (N.L.G.)  
C8 INSTALL 2" DUCT LINER AT 60" OF CEILING IN THIS ROOM  
C9 OVERHEAD CEILING GRILLE, REFERENCE PLANS AND SPECIFICATION FOR TYPE  
C10 OVERHEAD CEILING FIRE DOOR, REFERENCE PLANS AND SPECIFICATION FOR TYPE  
C11 CONTROL JOINT IN GYPSUM WALL BOARD CEILING ASSEMBLY  
C12 OPERABLE PARTITION, REFERENCE PLANS AND SPECIFICATION FOR TYPE  
C13 SUSPENDED TRACK LIGHTING, REFERENCE ELECTRICAL DRAWINGS AND SPECIFICATION  
C14 NOT USED  
C15 FLUSH, UNRATED CEILING ACCESS PANEL, 12" x 12" UNLESS OTHERWISE NOTED; PAINT TO MATCH ADJACENT SURFACES - COORDINATE FINAL LOCATION WITH CONTRACTOR WHOSE EQUIPMENT IT IS SERVING  
C16 EXPANSION JOINT REFER TO A4.11 FOR DETAIL INFORMATION

## KEYED CEILING NOTES

- A SHELL SPACE  
B PROVIDE FLEX TRIM FOR OS-1 AT ALL RADII GNB BULKHEAD WITHIN THIS AREA, FLEX TRIM TO BE PAINTED BY CONTRACTOR, PAINT TO MATCH OS-1 COLOR  
C FASCA SURFACE (VERTICAL) TO RECEIVE PAINT P-2, SOFFIT SURFACE (HORIZONTAL) TO RECEIVE PAINT P-10. REFER TO INTERIOR ELEVATIONS.

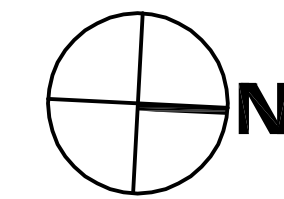
## CEILING SYMBOL MATERIAL CODES

CODE	MATERIAL
AC1	ACOUSTICAL CEILING PANEL, ARMSTRONG #1111 "DUNE, 2'x4'x5/8", 9/16" GRID
AC2	ACOUSTICAL CEILING PANEL, ARMSTRONG #1115 "DUNE, 2'x2'x5/8", 9/16" GRID
AC3	ACOUSTICAL CEILING PANEL, ARMSTRONG #668 "CLEAN ROOM VL" (UNPERFORATED), 2'x2'x5/8", 15/16" GRID IN WHITE
AC4	ACOUSTICAL CEILING PANEL, ARMSTRONG #560 "CURRUS OPEN PLAN, 2'x4'x1/8", 9/16" GRID
AC5	ACOUSTICAL CEILING PANEL, ARMSTRONG #668 "CLEAN ROOM VL" (UNPERFORATED), 2'x2'x5/8", 15/16" GRID IN WHITE
AC6	ACOUSTICAL CEILING PANEL, ARMSTRONG #668 "CLEAN ROOM VL" (UNPERFORATED), 2'x2'x5/8", 15/16" GRID IN WHITE
AC7	ACOUSTICAL CEILING PANEL, ARMSTRONG #560 "CURRUS OPEN PLAN, 2'x2'x1/8", 9/16" GRID
AF5	ACRYLIC FINISH SYSTEM
EXP	EXPOSED TO STRUCTURE
GNB	GYPSUM WALLBOARD
MF	MANUFACTURER'S FINISH
MP1	#2108/64/20/4H, 2'x2' CURRUS WITH FIBERGLASS INFILL PANELS, 15/16" GRID
MP2	METAL PANEL, ARMSTRONG, METALWORKS/VECTOR + EXTRA MICROPERFORATED #1118/64/20/4H, COLOR - 60A METAL, WITH FIBERGLASS INFILL PANELS #418/64/20/4H, 15/16" GRID
OS1	OPEN GRID CEILING, OS-1 - 24"X24"X15/16" SUSPENDED OPEN METAL GRID, ARMSTRONG, 360 PAINTED, COLOR TO BE SELECTED FROM MFR'S FULL SELECTION
PT	PANT, COLOR TO BE DETERMINED
P-#	PANT COLOR, SEE FINISH PLANS
ST	STAIN & CLEAR FINISH
ND	WOOD
-	NO FINISH REQUIRED



THIRD FLOOR REFLECTED CEILING PLAN

1/8" = 1'-0"



0 4' 8' 16'

IF THIS DRAWING DOES NOT MEASURE EXACTLY  
30" X 42", IT HAS BEEN REDUCED OR ENLARGED.  
PLEASE DO NOT SCALE THIS DRAWING.

## RECORD DRAWING

This record drawing has been prepared based upon information provided by others. While this information is believed to be reliable, the DESIGN PROFESSIONAL has not verified its accuracy, and thus is not responsible for the accuracy or completeness of this record drawing or for any errors or omissions which may have been incorporated into it as a result of erroneous information provided by others. Those relying on this record document are advised to obtain independent verification of its accuracy before applying it for any purpose.

3 01/29/10 RECORD DRAWING  
2 10/02/08 SUBMIT # 09  
1 03/13/08 RFI #123  
0 05/02/07 For Construction  
Rev. Date: Comment:  
Issued: May 2, 2007

## Campus

## Center

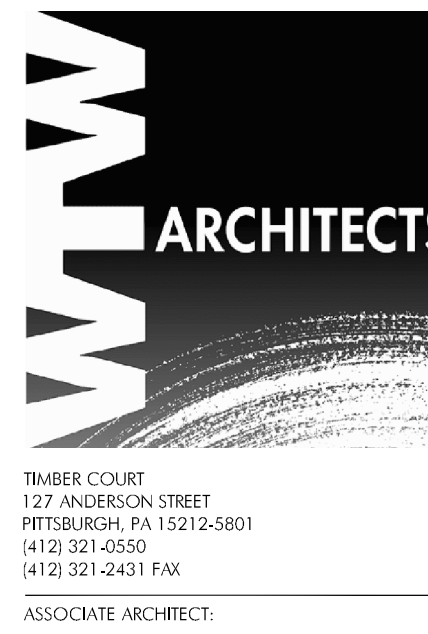
621 West Lombard Street  
University of Maryland, Baltimore  
Baltimore, MD



# Third Floor Reflected Ceiling Plan

UMB PROJECT NO. 99-311  
WTM PROJECT NO. 70-4091  
© WTM ARCHITECTS 2010 REV. #

# A9.3



WTM ARCHITECTS  
127 ANDERSON STREET  
PITTSBURGH, PA 15122-0601  
(412) 321-0550  
(412) 321-2431 FAX  
ASSOCIATE ARCHITECT

WBCO - Architects  
Whitney Bailey Cox &  
Magnani, LLC -  
Consulting Engineers  
849 Fairmount Ave. Suite 100  
Baltimore, MD 21206 (410) 512-4500

SYMBOL LEGEND

CEILING SYMBOL	
	CEILING HEIGHT
	CEILING CONSTRUCTION
	CEILING FINISH
	KEYED CEILING NOTE
	CODED CEILING NOTE
	DETAIL / ENLARGED PLAN SYMBOL
	DRAWING NUMBER
	NEW CONSTRUCTION/EQUIPMENT
	HIDDEN CONSTRUCTION/EQUIPMENT
	RECESSED CEILING LIGHT FIXTURE
	SURFACE MTD. OR SUSPENDED STRIP FLOOR FIXTURE
	SURFACE MTD. FLOOR FIXTURE - 1' x 4'
	DIRECT/ INDIRECT PENDANT LT.
	RECESSED DOWNLIGHT FIXTURE
	TRACK FIXTURE
	WALL MOUNTED SCONCE FIXTURE
	LIGHT COVE
	ACOUSTICAL CEILING PANEL: 2'x2', 2'x4'
	ACCESS PANEL
	2'x2' RECESSED DIFFUSER
	RETURN/EXHAUST GRILLE
	2'x2' RECESSED DIFFUSER; RETURN & OUTDOOR AIR UP & 8'x2' EXHAUST AIR DUCT UP & IN
	LINEAR DIFFUSER
	WALL MOUNTED EXIT SIGN
	CEILING MOUNTED EXIT SIGN W/ DIR. ARROW
	CEILING MOUNTED EXIT SIGN, NO ARROW
	SPRINKLER HEAD
	SIDE WALL SPRINKLER HEAD
	CEILING MOUNTED PROJECTOR

GENERAL CEILING NOTES

1. NUMBERED AND KEYED CEILING NOTES, AS LISTED BELOW, APPLY TO CEILING PLANS ONLY AND ARE NOT FOR REFERENCE TO ANY OTHER SHEETS.
2. REFERENCE MEP AND LIGHTING DRAWINGS FOR FIXTURE TYPES AND SPECIFICATIONS.
3. REFERENCE INTERIOR ELEVATIONS FOR ADDITIONAL BULKHEAD HEIGHT INFORMATION.
4. ALL CEILING ELEVATIONS INDICATED ARE ABOVE PRIMARY FINISH FLOOR LEVEL.
5. FACE OF BULKHEADS ARE TO ALIGN WITH FACE OF ADJACENT WALLS TO WHICH BULKHEADS ARE PARALLEL, UNLESS OTHERWISE NOTED OR DIMENSIONED.
6. CENTER CEILING GRID IN ROOM OR SPACE, UNLESS OTHERWISE NOTED OR DIMENSIONED.
7. REFER TO FINISH PLANS FOR ADDITIONAL MATERIAL CODE INFORMATION.
8. ALL STRUCTURAL AND UTILITY COMPONENTS ABOVE OPEN GRID CEILINGS SHALL BE PAINTED.
9. REFER TO SPECIFICATIONS FOR FURTHER CEILING FINISH MATERIALS.
10. WHERE BOTTOM OF FINISH CEILING ABUTS EXTERIOR GLAZING MULLIONS, VERIFY HEIGHT WILL BE 1-1/2" ABOVE BOTTOM OF MULLION.
11. SPRINKLER HEADS, DOWN LIGHTS AND SIMILAR ITEMS SHALL BE LOCATED IN THE CENTER OF 2'x2' CEILING TILES AND AT THE CENTER OR QUARTER POINTS OF 2'x4' CEILING TILE UNLESS OTHERWISE INDICATED.

CODED CEILING NOTES

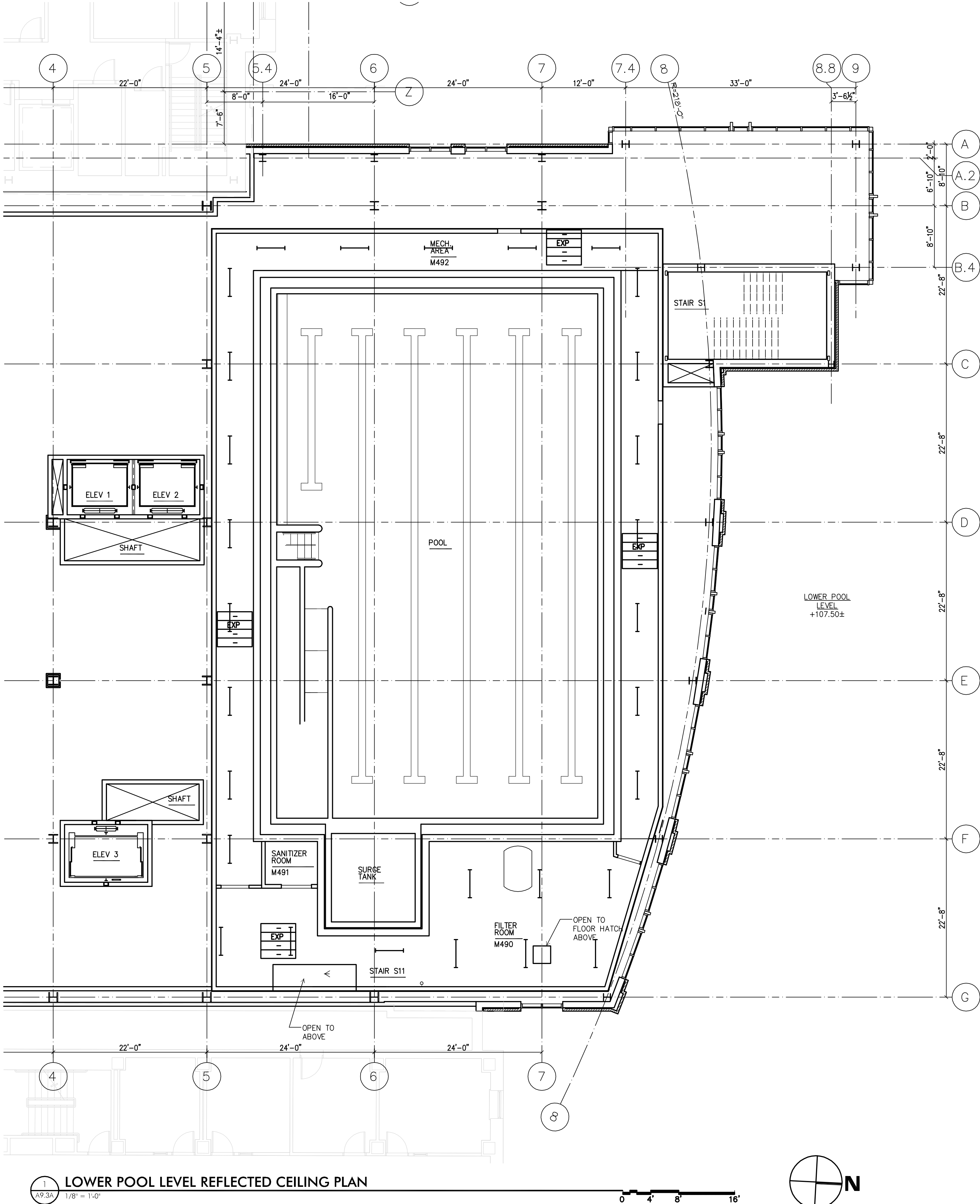
- C1 CONTROL JOINT IN EXTERIOR SOFFIT ASSEMBLY  
C2 SIDE CEILING GRILLE, REFERENCE PLANS AND SPECIFICATION FOR TYPE  
C3 RECESSED LINEAR LIGHT FIXTURE. SEE TYP DETAIL 7/A7.12  
C4 COVE LIGHT FIXTURE  
C5 RECESSED PROJECTION SCREEN, REFERENCE SPECIFICATIONS AND ELECTRICAL DRAWINGS FOR SIZE AND OPERATION  
C6 RECESSED BOX FOR PROJECTOR LIFT  
C7 TRACK LIGHT FIXTURE BY TENANT (N.I.C.)  
C8 INSTALL 2" DUCT LINER AT 60% OF CEILING IN THIS ROOM  
C9 OVERHEAD COILING GRILLE, REFERENCE PLANS AND SPECIFICATION FOR TYPE  
C10 OVERHEAD COILING FIRE DOOR, REFERENCE PLANS AND SPECIFICATION FOR TYPE  
C11 CONTROL JOINT IN GYPSUM WALL BOARD CEILING ASSEMBLY  
C12 OPERABLE PARTITION, REFERENCE PLANS AND SPECIFICATION FOR TYPE  
C13 SUSPENDED TRACK LIGHTING, REFERENCE ELECTRICAL DRAWINGS AND SPECIFICATION  
C14 NOT USED  
C15 FLUSH, UNRATED CEILING ACCESS PANEL, 12" X 12" UNLESS OTHERWISE NOTED; PAINT TO MATCH ADJACENT SURFACES - COORDINATE FINAL LOCATION WITH CONTRACTOR WHOSE EQUIPMENT IT IS SERVING  
C16 EXPANSION JOINT,REFER TO A4.11 FOR DETAIL INFORMATION

KEYED CEILING NOTES

- A SHELL SPACE  
B PROVIDE FLEX TRIM FOR OG-1 AT ALL RADIUS GWB BULKHEAD WITHIN THIS AREA. FLEX TRIM TO BE PAINTED BY CONTRACTOR, PAINT TO MATCH OG-1 COLOR  
C FASCIA SURFACE (VERTICAL) TO RECEIVE PAINT P-2, SOFFIT SURFACE (HORIZONTAL) TO RECEIVE PAINT P-10. REFER TO INTERIOR ELEVATIONS.

CEILING SYMBOL MATERIAL CODES

CODE	MATERIAL
AC1	ACOUSTICAL CEILING PANEL: ARMSTRONG #1777 " DUNE; 2'x4'x5/8"; 9/16" GRID
AC2	ACOUSTICAL CEILING PANEL: ARMSTRONG #1775 " DUNE; 2'x2'x5/8"; 9/16" GRID
AC3	ACOUSTICAL CEILING PANEL: ARMSTRONG #868 "CLEAN ROOM V.L." (UNPERFORATED); 2'x2'x5/8"; 15/16" GRID IN WHITE
AC4	ACOUSTICAL CEILING PANEL: ARMSTRONG #568 " CIRRUS OPEN PLAN; 2'x4'x7/8"; 9/16" GRID
AC5	ACOUSTICAL CEILING PANEL: ARMSTRONG BALLROOM FIELD- # 6498 "CIRRUS BORDERS PLAIN PANEL"; 2'x2'x3/4"; 9/16" GRID - WHITE
AC6	ACOUSTICAL CEILING PANEL: ARMSTRONG BALLROOM ACCENT- #R100 SERIES "CIRRUS BORDERS TRADITIONAL"; 2'x2'x3/4"; 9/16" GRID - WHITE
AC7	ACOUSTICAL CEILING PANEL: ARMSTRONG #558 " CIRRUS OPEN PLAN; 2'x2'x7/8"; 9/16" GRID
AFS	ACRYLIC FINISH SYSTEM
EXP	EXPOSED TO STRUCTURE
GWB	GYPSUM WALLBOARD
MF	MANUFACTURER'S FINISH
MP1	METAL PANEL: ARMSTRONG; EFFECTS WOOD LOOKS - VECTOR #2118U62FXCH; 2'x2' CHERRY WITH FIBERGLASS INFILL PANELS; 15/16" GRID
MP2	METAL PANEL: ARMSTRONG; METALWORKS VECTOR + EXTRA MICROPERFORATED #2118U62ZWH; COLOR - GUN METAL WITH FIBERGLASS INFILL PANELS;418U61WH; 15/16" GRID
OG1	OPEN GRID CEILING: OG-1 - 24"x24"x15/16" SUSPENDED OPEN METAL GRID ; ARMSTRONG; 360 PAINTED; COLOR TO BE SELECTED FROM MFP'S FULL SELECTION
PT	P-# PAINT COLOR; SEE FINISH PLANS
ST	STAIN & CLEAR FINISH
WD	WOOD
--	NO FINISH REQUIRED



RECORD DRAWING

This record drawing has been prepared based upon information provided by others. While this information is believed to be reliable, the DESIGN PROFESSIONAL has not verified its accuracy, and thus is not responsible for the accuracy or completeness of this record drawing or for any errors or omissions which may have been incorporated into it as a result of erroneous information provided by others. Those relying on this record document are advised to obtain independent verification of its accuracy before applying it for any purpose.

1 01/29/10 RECORD DRAWING  
0 05/02/07 For Construction  
Rev. Date: Comment:  
Issued: May 2, 2007

Campus Center

621 West Lombard Street  
University of Maryland, Baltimore  
Baltimore, MD



Lower Pool Level Reflected Ceiling Plan

UMB PROJECT NO. 99-311  
WTW PROJECT NO. 70-4091  
© WTW ARCHITECTS 2010 REV.#

A9.3A

IF THIS DRAWING DOES NOT MEASURE EXACTLY  
30" X 42", IT HAS BEEN REDUCED OR ENLARGED.  
PLEASE DO NOT SCALE THIS DRAWING.



# SYMBOL LEGEND

CEILING SYMBOL	CEILING HEIGHT
---	CEILING CONSTRUCTION
---	CEILING FINISH
---	KEYED CEILING NOTE
---	CODED CEILING NOTE
---	DETAIL / ENLARGED PLAN SYMBOL
---	DETAIL NUMBER
---	DRAWING NUMBER
---	NEW CONSTRUCTION/EQUIPMENT
---	HIDDEN CONSTRUCTION/EQUIPMENT
---	RECESSED CEILING LIGHT FIXTURE
---	2' x 2', 2' x 4'
---	SUSPENDED STRIP FLOOR, FIXTURE
---	SURFACE MTD. FLOOR
---	FIXTURE - 1' x 4'
---	DIRECT / INDIRECT PENDANT LT.
---	RECESSED DOWNLIGHT FIXTURE
---	TRACK FIXTURE
---	WALL MOUNTED SCONCE FIXTURE
---	WALL MOUNTED EXIT SIGN
---	CEILING MOUNTED EXIT SIGN W/ DIR. ARROW
---	CEILING MOUNTED EXIT SIGN, NO ARROW
---	SPRINKLER HEAD
---	SIDE WALL SPRINKLER HEAD
---	CEILING MOUNTED PROJECTOR
---	ACoustical CEILING PANEL: 2'x2', 2'x4'
---	ACCESS PANEL

# GENERAL CEILING NOTES

1. NUMBERED AND KEYED CEILING NOTES, AS LISTED BELOW, APPLY TO CEILING PLANS ONLY AND ARE NOT FOR REFERENCE TO ANY OTHER SHEETS.
2. REFERENCE MEP AND LIGHTING DRAWINGS FOR FIXTURE TYPES AND SPECIFICATIONS.
3. REFERENCE INTERIOR ELEVATIONS FOR ADDITIONAL BULKHEAD HEIGHT INFORMATION.
4. ALL CEILING ELEVATIONS INDICATED ARE ABOVE PRIMARY FINISH FLOOR LEVEL.
5. FACE OF BULKHEADS ARE TO ALIGN WITH FACE OF ADJACENT WALLS TO WHICH BULKHEADS ARE PARALLEL, UNLESS OTHERWISE NOTED OR DIMENSIONED.
6. CENTER CEILING GRID IN ROOM OR SPACE, UNLESS OTHERWISE NOTED OR DIMENSIONED.
7. REFER TO FINISH PLANS FOR ADDITIONAL MATERIAL CODE INFORMATION.
8. ALL STRUCTURAL AND UTILITY COMPONENTS ABOVE OPEN GRID CEILINGS SHALL BE PAINTED.
9. REFER TO SPECIFICATIONS FOR FURTHER CEILING FINISH INFORMATION, INCLUDING ELEVATOR CEILING FINISH MATERIALS.
10. WHERE BOTTOM OF FINISH CEILING ABUTS EXTERIOR GLAZING MULLIONS, VERIFY HEIGHT WILL BE 1-1/2" ABOVE BOTTOM OF MULLION.
11. SPRINKLER HEADS, DOWN LIGHTS AND SIMILAR ITEMS SHALL BE LOCATED IN THE CENTER OF 2'x2' CEILING TILES AND AT THE CENTER OR QUARTER POINTS OF 2'x4' CEILING TILE UNLESS OTHERWISE INDICATED.

# CODED CEILING NOTES

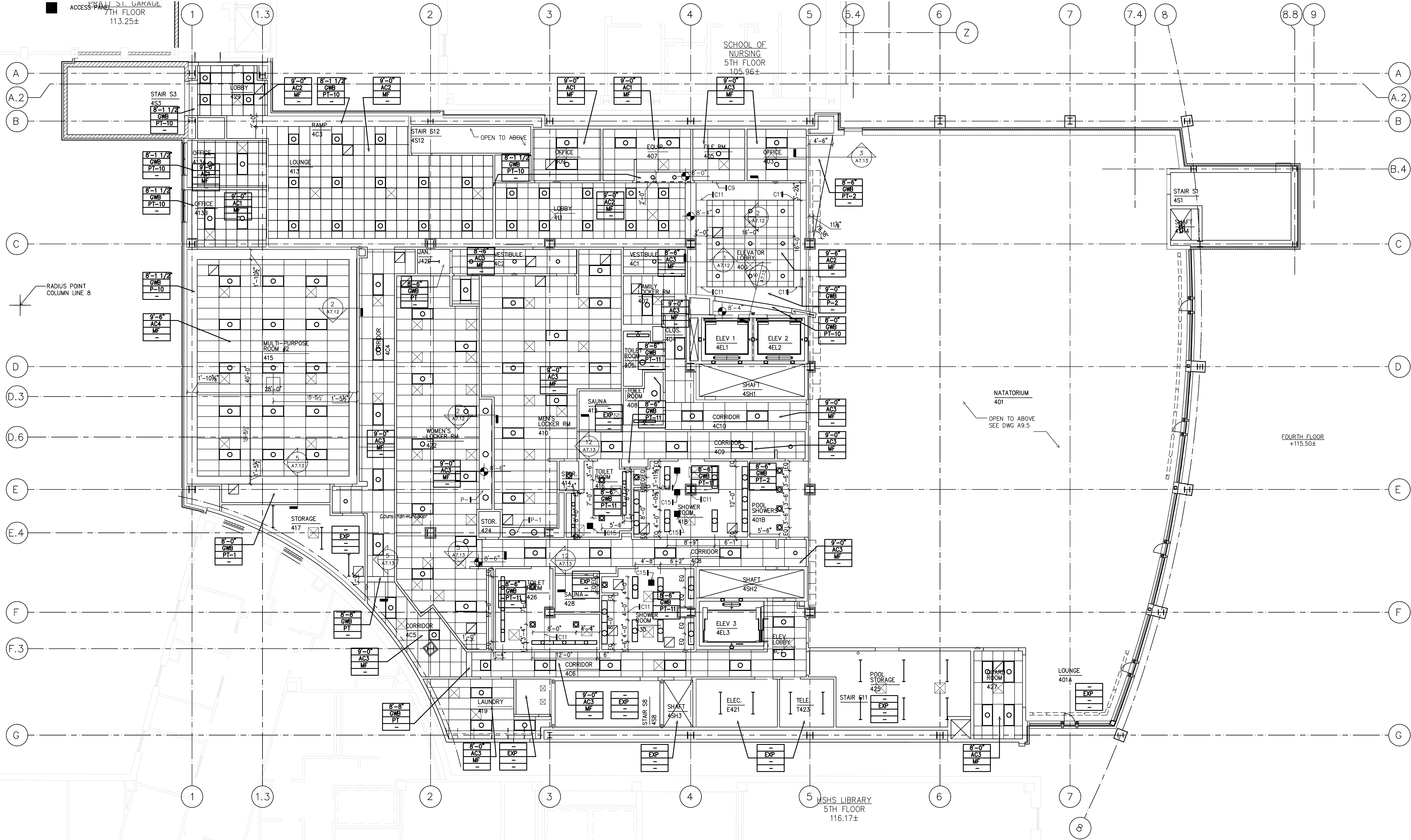
- A1 CONTROL JOINT IN EXTERIOR SOFFIT ASSEMBLY
- A2 SIDE CEILING GRILLE, REFERENCE PLANS AND SPECIFICATION FOR TYPE
- A3 RECESSED LINEAR LIGHT FIXTURE. SEE TYP DETAIL 7/A7.12
- A4 COVE LIGHT FIXTURE
- A5 RECESSED PROJECTION SCREEN, REFERENCE SPECIFICATIONS AND ELECTRICAL DRAWINGS FOR SIZE AND OPERATION
- A6 RECESSED BOX FOR PROJECTOR LIFT
- A7 TRACK LIGHT FIXTURE BY TENANT (N.I.C.)
- A8 INSTALL 2" DUCT LINER AT 60% OF CEILING IN THIS ROOM
- A9 OVERHEAD COILING GRILLE, REFERENCE PLANS AND SPECIFICATION FOR TYPE
- A10 OVERHEAD COILING FIRE DOOR, REFERENCE PLANS AND SPECIFICATION FOR TYPE
- A11 CONTROL JOINT IN GYPSUM WALL BOARD CEILING ASSEMBLY
- A12 OPERABLE PARTITION, REFERENCE PLANS AND SPECIFICATION FOR TYPE
- A13 SUSPENDED TRACK LIGHTING, REFERENCE ELECTRICAL DRAWINGS AND SPECIFICATION
- A14 NOT USED
- A15 FLUSH, UNRATED CEILING ACCESS PANEL, 12" x 12" UNLESS OTHERWISE NOTED; PAINT TO MATCH ADJACENT SURFACES - COORDINATE FINAL LOCATION WITH CONTRACTOR WHOSE EQUIPMENT IT IS SERVING
- A16 EXPANSION JOINT, REFER TO A4.11 FOR DETAIL INFORMATION

# KEYED CEILING NOTES

- A SHELL SPACE
- A PROVIDE FLEX TRIM FOR OG-1 AT ALL RADIUS GWB BULKHEAD WITHIN THIS AREA; FLEX TRIM TO BE PAINTED BY CONTRACTOR, PAINT TO MATCH OG-1 COLOR
- A FASCIA SURFACE (VERTICAL) TO RECEIVE PAINT P-2, SOFFIT SURFACE (HORIZONTAL) TO RECEIVE PAINT P-10. REFER TO INTERIOR ELEVATIONS.


# CEILING SYMBOL MATERIAL CODES

CODE	MATERIAL
AC1	ACOUSTICAL CEILING PANEL: ARMSTRONG #1777 "DUNE; 2'x4'x5/8"; 9/16" GRID
AC2	ACOUSTICAL CEILING PANEL: ARMSTRONG #1775 "DUNE; 2'x2'x5/8"; 9/16" GRID
AC3	ACOUSTICAL CEILING PANEL: ARMSTRONG #868 "CLEAN ROOM V.L." (UNPERFORATED); 2'x2'x5/8"; 15/16" GRID IN WHITE
AC4	ACOUSTICAL CEILING PANEL: ARMSTRONG #568 "CIRRUS OPEN PLAN; 2'x4'x7/8"; 9/16" GRID
AC5	ACOUSTICAL CEILING PANEL: ARMSTRONG BALLROOM FELD - # 6498 "CIRRUS BORDERS PLAIN PANEL"; 2'x2'x3/4"; 9/16" GRID - WHITE
AC6	ACOUSTICAL CEILING PANEL: ARMSTRONG BALLROOM ACCENT - #R100 SERIES "CIRRUS BORDERS TRADITIONAL"; 2'x2'x3/4"; 9/16" GRID - WHITE
AC7	ACOUSTICAL CEILING PANEL: ARMSTRONG #558 "CIRRUS OPEN PLAN; 2'x2'x7/8"; 9/16" GRID
AFS	ACRYLIC FINISH SYSTEM
EXP	EXPOSED TO STRUCTURE
GWB	GYPSUM WALLBOARD
MF	MANUFACTURER'S FINISH
MP1	METAL PANEL: ARMSTRONG; EFFECTS WOOD LOOKS - VECTOR #2118U6A2FXCH; 2'x2' CHERRY WITH FIBERGLASS INFILL PANELS; 15/16" GRID
MP2	METAL PANEL: ARMSTRONG; METALWORKS VECTOR + EXTRA MICROPERFORATED #2118U6A2ZWH; COLOR - GUN METAL WITH FIBERGLASS INFILL PANELS; 15/16" GRID
OG1	OPEN GRID CEILING: OG-1 - 24"x24"x15/16" SUSPENDED OPEN METAL GRID; ARMSTRONG; 360 PAINTED; COLOR TO BE SELECTED FROM MP'S FULL SELECTION
PT	PAINT; COLOR TO BE DETERMINED
P-#	PAINT COLOR; SEE FINISH PLANS
ST	STAIN & CLEAR FINISH
WD	WOOD
--	NO FINISH REQUIRED



FOURTH FLOOR REFLECTED CEILING PLAN

0 4' 8' 16'



IF THIS DRAWING DOES NOT MEASURE EXACTLY, 30" x 42" IT HAS BEEN REDUCED OR ENLARGED. PLEASE DO NOT SCALE THIS DRAWING.

# RECORD DRAWING

This record drawing has been prepared based upon information provided by others. While this information is believed to be reliable, the DESIGN PROFESSIONAL has not verified its accuracy, and thus is not responsible for the accuracy or completeness of this record drawing or for any errors or omissions which may have been incorporated into it as a result of erroneous information provided by others. Those relying on this record document are advised to obtain independent verification of its accuracy before applying it for any purpose.

4	01/29/10	RECORD DRAWING
3	10/20/08	Bulletin # 49
2	07/31/08	RFI #200
1	03/13/08	RFI #123
0	05/02/07	For Construction
Rev.	Date:	Comment:
Issued:	May 2, 2007	

# Campus Center

621 West Lombard Street  
University of Maryland, Baltimore  
Baltimore, MD



# Fourth Floor Reflected Ceiling Plan



## SYMBOL LEGEND

CEILING SYMBOL	
—	CEILING HEIGHT
—	CEILING CONSTRUCTION
—	CEILING FINISH
—	KEYED CEILING NOTE
—	CODING CEILING NOTE
—	DETAIL / ENLARGED PLAN SYMBOL
—	DETAIL NUMBER
—	DRAWING NUMBER
—	NEW CONSTRUCTION/EQUIPMENT
—	HIDDEN CONSTRUCTION/EQUIPMENT
—	RECESSED CEILING LIGHT FIXTURE
—	2' x 2', 2' x 4'
—	SURFACE MTD. OR SUSPENDED STRIP FLUOR. FIXTURE
—	SURFACE MTD. FLUOR. FIXTURE - 1' x 4'
—	DIRECT / INDIRECT PENDANT LT.
—	RECESSED DOWNLIGHT FIXTURE
—	TRACK FIXTURE
—	WALL MOUNTED SCONCE FIXTURE
—	LIGHT COVE
—	ACOUSTICAL CEILING PANEL: 2'x2', 2'x4'
—	ACCESS PANEL
—	2'x2' RECESSED DIFFUSER
—	RETURN/EXHAUST GRILLE
—	2'x2' RECESSED DIFFUSER; RETURN & OUTDOOR AIR UP & DOWN EXHAUST AIR DUCT UP & DN
—	WALL MOUNTED EXIT SIGN
—	CEILING MOUNTED EXIT SIGN W/ DIR. ARROW
—	CEILING MOUNTED EXIT SIGN, NO ARROW
—	SPRINKLER HEAD
—	SIDE WALL SPRINKLER HEAD
—	CEILING MOUNTED PROJECTOR

## GENERAL CEILING NOTES

1. NUMBERED AND KEYED CEILING NOTES, AS LISTED BELOW, APPLY TO CEILING PLANS ONLY AND ARE NOT FOR REFERENCE TO ANY OTHER SHEETS.
2. REFERENCE MEP AND LIGHTING DRAWINGS FOR FIXTURE TYPES AND SPECIFICATIONS.
3. REFERENCE INTERIOR ELEVATIONS FOR ADDITIONAL BULKHEAD HEIGHT INFORMATION.
4. ALL CEILING ELEVATIONS INDICATED ARE ABOVE PRIMARY FINISH FLOOR LEVEL.
5. FACE OF BULKHEADS ARE TO ALIGN WITH FACE OF ADJACENT WALLS TO WHICH BULKHEADS ARE PARALLEL, UNLESS OTHERWISE NOTED OR DIMENSIONED.
6. CENTER CEILING GRID IN ROOM OR SPACE, UNLESS OTHERWISE NOTED OR DIMENSIONED.
7. REFER TO FINISH PLANS FOR ADDITIONAL MATERIAL CODE INFORMATION.
8. ALL STRUCTURAL AND UTILITY COMPONENTS ABOVE OPEN GRID CEILINGS SHALL BE PAINTED.
9. REFER TO SPECIFICATIONS FOR FURTHER CEILING FINISH INFORMATION, INCLUDING ELEVATOR CEILING FINISH MATERIALS.
10. WHERE BOTTOM OF FINISH CEILING ABUTS EXTERIOR GLAZING MULLIONS, VERIFY HEIGHT WILL BE 1-1/2" ABOVE BOTTOM OF MULLION.
11. SPRINKLER HEADS, DOWN LIGHTS AND SIMILAR ITEMS SHALL BE LOCATED IN THE CENTER OF 2'x2' CEILING TILES AND AT THE CENTER OR QUARTER POINTS OF 2'x4' CEILING TILE UNLESS OTHERWISE INDICATED.

## CODED CEILING NOTES

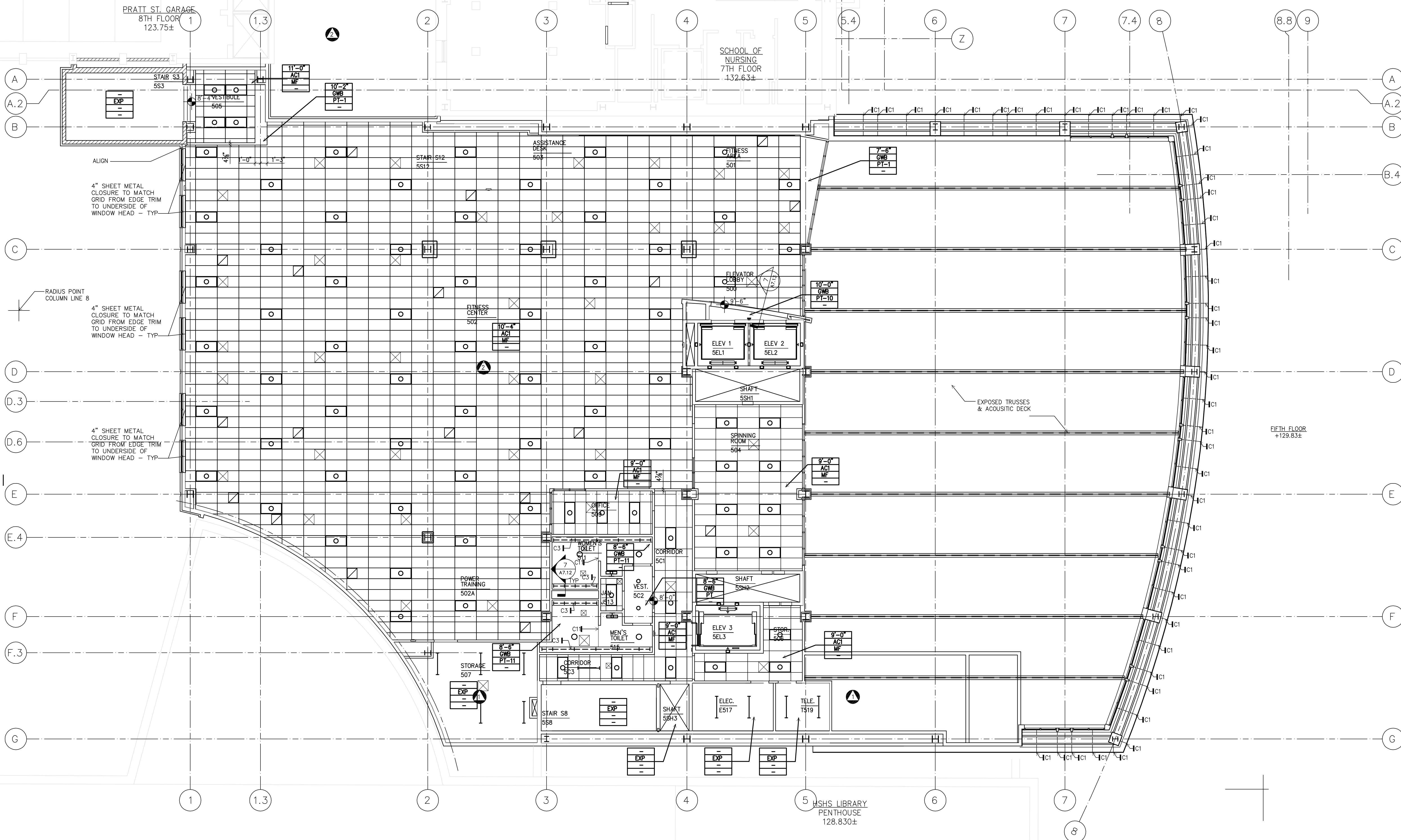
- A CONTROL JOINT IN EXTERIOR SOFFIT ASSEMBLY
- B SIDE CEILING GRILLE, REFERENCE PLANS AND SPECIFICATION FOR TYPE
- C RECESSED LINEAR LIGHT FIXTURE. SEE TYP DETAIL 7/47.12
- C4 COVE LIGHT FIXTURE
- C5 RECESSED PROJECTION SCREEN, REFERENCE SPECIFICATIONS AND ELECTRICAL DRAWINGS FOR SIZE AND OPERATION
- C6 RECESSED BOX FOR PROJECTOR LIFT
- C7 TRACK LIGHT FIXTURE BY TENANT (N.I.C.)
- C8 INSTALL 2" DUCT LINER AT 60% OF CEILING IN THIS ROOM
- C9 OVERHEAD COILING GRILLE, REFERENCE PLANS AND SPECIFICATION FOR TYPE
- C10 OVERHEAD COILING FIRE DOOR, REFERENCE PLANS AND SPECIFICATION FOR TYPE
- C11 CONTROL JOINT IN GYPSUM WALL BOARD CEILING ASSEMBLY
- C12 OPERABLE PARTITION, REFERENCE PLANS AND SPECIFICATION FOR TYPE
- C13 SUSPENDED TRACK LIGHTING, REFERENCE ELECTRICAL DRAWINGS AND SPECIFICATION
- C14 NOT USED
- C15 FLUSH, UNRATED CEILING ACCESS PANEL, 12" X 12" UNLESS OTHERWISE NOTED; PAINT TO MATCH ADJACENT SURFACES - COORDINATE FINAL LOCATION WITH CONTRACTOR WHOSE EQUIPMENT IT IS SERVING
- C16 EXPANSION JOINT, REFER TO A4.11 FOR DETAIL INFORMATION

## KEYED CEILING NOTES

- A SHELL SPACE
- B PROVIDE FLEX TRIM FOR OG-1 AT ALL RADIUS GWB BULKHEAD WITHIN THIS AREA. FLEX TRIM TO BE PAINTED BY CONTRACTOR, PAINT TO MATCH OG-1 COLOR
- C FASCIA SURFACE (VERTICAL) TO RECEIVE PAINT P-2, SOFFIT SURFACE (HORIZONTAL) TO RECEIVE PAINT P-10. REFER TO INTERIOR ELEVATIONS.

## CEILING SYMBOL MATERIAL CODES

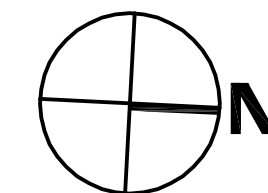
CODE	MATERIAL
AC1	ACOUSTICAL CEILING PANEL: ARMSTRONG #1777 "DUNE; 2'x4'x5/8"; 9/16" GRID
AC2	ACOUSTICAL CEILING PANEL: ARMSTRONG #1775 "DUNE; 2'x2'x5/8"; 9/16" GRID
AC3	ACOUSTICAL CEILING PANEL: ARMSTRONG #668 "CLEAN ROOM V.L." (UNPERFORATED); 2'x2'x5/8"; 15/16" GRID IN WHITE
AC4	ACOUSTICAL CEILING PANEL: ARMSTRONG #568 "CIRRUS OPEN PLAN; 2'x4'x7/8"; 9/16" GRID
AC5	ACOUSTICAL CEILING PANEL: ARMSTRONG BALLROOM FELD- # 6498 "CIRRUS BORDERS PLAIN PANEL"; 2'x2'x3/4"; 9/16" GRID - WHITE
AC6	ACOUSTICAL CEILING PANEL: ARMSTRONG BALLROOM ACCENT- #R100 SERIES "CIRRUS BORDERS TRADITIONAL"; 2'x2'x3/4"; 9/16" GRID - WHITE
AC7	ACOUSTICAL CEILING PANEL: ARMSTRONG #558 "CIRRUS OPEN PLAN; 2'x2'x7/8"; 9/16" GRID
AFS	ACRYLIC FINISH SYSTEM
EXP	EXPOSED TO STRUCTURE
GWB	GYPSUM WALLBOARD
MF	MANUFACTURER'S FINISH
MP1	METAL PANEL: ARMSTRONG; EFFECTS WOOD LOOKS - VECTOR #2118U62FXCH; 2'x2' CHERRY WITH FIBERGLASS INFILL PANELS; 15/16" GRID
MP2	METAL PANEL: ARMSTRONG; METALWORKS VECTOR + EXTRA MICROPERFORATED #2118U62ZWH; COLOR - GUN METAL WITH FIBERGLASS INFILL PANELS; 15/16" GRID
OG1	OPEN GRID CEILING: OG-1 - 24"x24"x15/16" SUSPENDED OPEN METAL GRID; ARMSTRONG; 360 PAINTED; COLOR TO BE SELECTED FROM MFP'S FULL SELECTION
PT	PAINT; COLOR TO BE DETERMINED
P-#	PAINT COLOR; SEE FINISH PLANS
ST	STAIN & CLEAR FINISH
WD	WOOD
--	NO FINISH REQUIRED



FIFTH FLOOR REFLECTED CEILING PLAN

1/8" = 1'-0"

0 4' 8' 16'



IF THIS DRAWING DOES NOT MEASURE EXACTLY  
 30" X 42", IT HAS BEEN REDUCED OR ENLARGED.  
 PLEASE DO NOT SCALE THIS DRAWING.

## RECORD DRAWING

This record drawing has been prepared based upon information provided by others. While this information is believed to be reliable, the DESIGN PROFESSIONAL has not verified its accuracy, and thus is not responsible for the accuracy or completeness of this record drawing or for any errors or omissions which may have been incorporated into it as a result of erroneous information provided by others. Those relying on this record document are advised to obtain independent verification of its accuracy before applying it for any purpose.

3 01/29/10 RECORD DRAWING  
 2 02/03/09 BULLETIN #92  
 1 03/13/08 RFI #123  
 0 05/02/07 For Construction  
 Rev. Date: Comment:  
 Issued: May 2, 2007

## Campus Center

621 West Lombard Street  
 University of Maryland, Baltimore  
 Baltimore, MD



## Fifth Floor Reflected Ceiling Plan

UMB PROJECT NO. 99-311  
 WTM PROJECT NO. 70-4091  
 © WTM ARCHITECTS 2010 REV. #

A9.5



THOMAS COLETT  
 127 ANDERSON STREET  
 PITTSBURGH, PA 15104-0801  
 (412) 321-0550  
 (412) 321-2433 FAX  
 ASSOCIATE ARCHITECT



WBCM, Architects  
 Whitney Bailey Cox &  
 Magnani, LLC -  
 Consulting Engineers  
 849 Fairmount Ave. Suite 100  
 Baltimore, MD 21286 (410) 512-4500

## SYMBOL LEGEND

CEILING SYMBOL	
—	CEILING HEIGHT
—	CEILING CONSTRUCTION
—	CEILING FINISH
—	KEYED CEILING NOTE
—	CODED CEILING NOTE
—	DETAIL / ENLARGED PLAN SYMBOL
—	DRAWING NUMBER
—	NEW CONSTRUCTION/EQUIPMENT
—	HIDDEN CONSTRUCTION/EQUIPMENT
□	RECESSED CEILING LIGHT FIXTURE 2 x 2, 2 x 4
□	SURFACE MTD. OR SUSPENDED STRIP FLUOR. FIXTURE
□	SURFACE MTD. FLUOR. FIXTURE - 1' x 4'
□	DIRECT / INDIRECT PENDANT LT.
○	RECESSED DOWNLIGHT FIXTURE
—	TRACK FIXTURE
○	WALL MOUNTED SCONCE FIXTURE
—	LIGHT COVE
—	ACOUSTICAL CEILING PANEL, 2'x2', 2'x4'
■	ACCESS PANEL
□	2'x2' RECESSED DIFFUSER
□	RETURN/EXHAUST GRILLE
□	2'x2' RECESSED DIFFUSER, RETURN & OUTDOOR AIR UP & DN
□	2'x2' EXHAUST AIR DUCT UP & DN
□	LINEAR DIFFUSER
○	WALL MOUNTED EXIT SIGN
○	CEILING MOUNTED EXIT SIGN W/ DR. ARROW
○	CEILING MOUNTED EXIT SIGN, NO ARROW
○	SPRINKLER HEAD
○	SIDE WALL SPRINKLER HEAD
○	CEILING MOUNTED PROJECTOR

## GENERAL CEILING NOTES

1. NUMBERED AND KEYED CEILING NOTES, AS LISTED BELOW, APPLY TO CEILING PLANS ONLY AND ARE NOT FOR REFERENCE TO ANY OTHER SHEETS.
2. REFERENCE MEP AND LIGHTING DRAWINGS FOR FIXTURE TYPES AND SPECIFICATIONS.
3. REFERENCE INTERIOR ELEVATIONS FOR ADDITIONAL BULKHEAD HEIGHT INFORMATION.
4. ALL CEILING ELEVATIONS INDICATED ARE ABOVE PRIMARY FINISH FLOOR LEVEL.
5. FACE OF BULKHEADS ARE TO ALIGN WITH FACE OF ADJACENT WALLS TO WHICH BULKHEADS ARE PARALLEL, UNLESS OTHERWISE NOTED OR DIMENSIONED.
6. CENTER CEILING GRID IN ROOM OR SPACE, UNLESS OTHERWISE NOTED OR DIMENSIONED.
7. REFER TO FINISH PLANS FOR ADDITIONAL MATERIAL CODE INFORMATION.
8. ALL STRUCTURAL AND UTILITY COMPONENTS ABOVE OPEN GRID CEILINGS SHALL BE PAINTED.
9. REFER TO SPECIFICATIONS FOR FURTHER CEILING FINISH INFORMATION, INCLUDING ELEVATOR CEILING FINISH MATERIALS.
10. WHERE BOTTOM OF FINISH CEILING ABUTS EXTERIOR GLAZING MULLIONS, VERIFY HEIGHT WILL BE 1/12" ABOVE BOTTOM OF MULLION.
11. SPRINKLER HEADS, DOWN LIGHTS AND SIMILAR ITEMS SHALL BE LOCATED IN THE CENTER OF 2'x2' CEILING TILES AND AT THE CENTER OR QUARTER POINTS OF 2'x4' CEILING TILE UNLESS OTHERWISE INDICATED.

## CODED CEILING NOTES

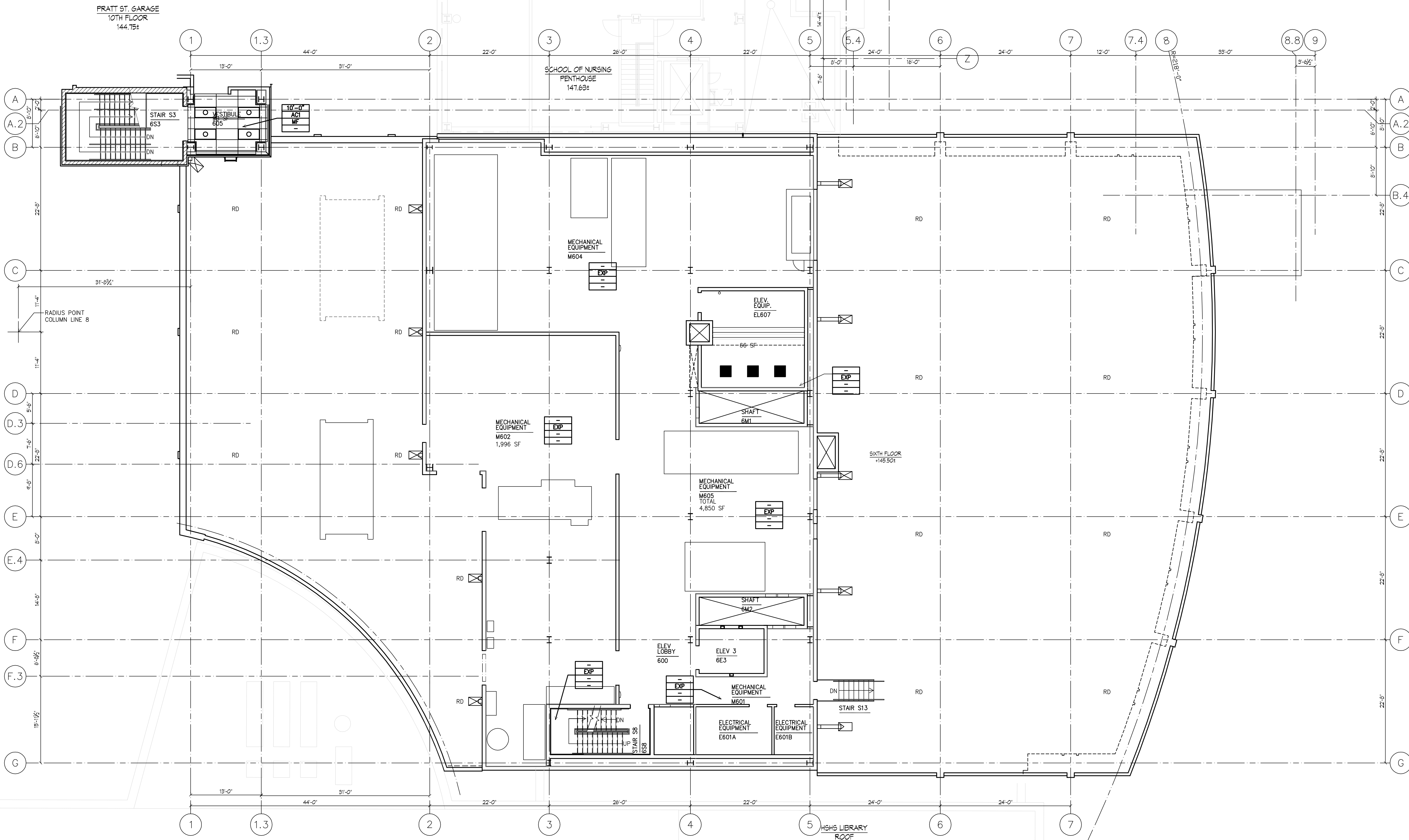
- C1 CONTROL JOINT IN EXTERIOR SOFFIT ASSEMBLY
- C2 SIDE CEILING GRILLE, REFERENCE PLANS AND SPECIFICATION FOR TYPE
- C3 RECESSED LINEAR LIGHT FIXTURE, SEE TYP. DETAIL 7/A1.12
- C4 COVE LIGHT FIXTURE
- C5 RECESSED PROJECTION SCREEN, REFERENCE SPECIFICATIONS AND ELECTRICAL DRAWINGS FOR SIZE AND OPERATION
- C6 RECESSED BOX FOR PROJECTOR LIFT
- C7 TRACK LIGHT FIXTURE BY TENANT (N.L.G.)
- C8 INSTALL 2" DIA/1" LINES AT 60% OFF CEILING IN THIS ROOM
- C9 OVERHEAD COILING GRILLE, REFERENCE PLANS AND SPECIFICATION FOR TYPE
- C10 OVERHEAD COILING FIRE DOOR, REFERENCE PLANS AND SPECIFICATION FOR TYPE
- C11 CONTROL JOINT IN GYPSUM WALL BOARD CEILING ASSEMBLY
- C12 OPERABLE PARTITION, REFERENCE PLANS AND SPECIFICATION FOR TYPE
- C13 SUSPENDED TRACK LIGHTING, REFERENCE ELECTRICAL DRAWINGS AND SPECIFICATION
- C14 NOT USED
- C15 FLUSH, UNRATED CEILING ACCESS PANEL, 12" X 12" UNLESS OTHERWISE NOTED; PAINT TO MATCH ADJACENT SURFACES - COORDINATE FINAL LOCATION WITH CONTRACTOR WHOSE EQUIPMENT IT IS SERVING
- C16 EXPANSION JOINT REFER TO A4.11 FOR DETAIL INFORMATION

## KEYED CEILING NOTES

- A SHELL SPACE
- B PROVIDE FLEX TRIM FOR OS-1 AT ALL RADII/5/8" BULKHEAD WITHIN THIS AREA, FLEX TRIM TO BE PAINTED BY CONTRACTOR, PAINT TO MATCH OS-1 COLOR
- C FASCA SURFACE (VERTICAL) TO RECEIVE PAINT P-2, SOFFIT SURFACE (HORIZONTAL) TO RECEIVE PAINT P-10, REFER TO INTERIOR ELEVATIONS.

## CEILING SYMBOL MATERIAL CODES


CODE	MATERIAL
AC1	ACOUSTICAL CEILING PANEL, ARMSTRONGS #11TT1 "DUNE, 2'x4'x5/8", 9/16" GRID
AC2	ACOUSTICAL CEILING PANEL, ARMSTRONGS #11TB "DUNE, 2'x2'x5/8", 9/16" GRID
AC3	ACOUSTICAL CEILING PANEL, ARMSTRONGS #66B "CLEAN ROOM VL" (UNPERFORATED), 2'x2'x5/8", 15/16" GRID IN WHITE
AC4	ACOUSTICAL CEILING PANEL, ARMSTRONGS #66B "CLEAN ROOM VL", 2'x4'x1/8", 9/16" GRID
AC5	ACOUSTICAL CEILING PANEL, ARMSTRONGS BALLROOM FIELD, # 644B "CURRUS BORDERS FLAT PANEL", 2'x2'x3/4", 9/16" GRID - WHITE
AC6	ACOUSTICAL CEILING PANEL, ARMSTRONGS BALLROOM ACCENT, #R100 SERIES "CURRUS BORDERS TRADITIONAL", 2'x2'x3/4", 9/16" GRID - WHITE
AC7	ACOUSTICAL CEILING PANEL, ARMSTRONGS #55B "CURRUS OPEN PLAN", 2'x2'x1/8", 9/16" GRID
AF5	ACRYLIC FINISH SYSTEM
EXP	EXPOSED TO STRUCTURE
GNB	GYPSUM WALLBOARD
MF	MANUFACTURER'S FINISH
MP1	METAL PANEL, ARMSTRONGS, EFFECTS WOOD LOOKS - VECTOR #210B/6457/04, 2'x2' CHERRY WITH FIBERGLASS INFILL PANELS, 15/16" GRID
MP2	METAL PANEL, ARMSTRONGS, METALWORKS/VECTOR - EXTRA MICROPERFORATED #211B/6457/04, COLOR - 60A METAL, WITH FIBERGLASS INFILL PANELS, 15/16" GRID
OS1	OPEN GRID CEILING, OS-1 - 24"X24"X15/16" SUSPENDED OPEN METAL GRID, ARMSTRONGS, 360 PAINTED, COLOR TO BE SELECTED FROM MFR'S FULL SELECTION
PT	PANT, COLOR TO BE DETERMINED
P-#	PANT COLOR, SEE FINISH PLANS
ST	STAIN & CLEAR FINISH
ND	WOOD
--	NO FINISH REQUIRED



1 SIXTH FLOOR REFLECTED CEILING PLAN

1/8" = 1'-0"

0' 4' 8' 16'



IF THIS DRAWING DOES NOT MEASURE EXACTLY  
1/8" X 42", IT HAS BEEN REDUCED OR ENLARGED.  
PLEASE DO NOT SCALE THIS DRAWING.

## RECORD DRAWING

This record drawing has been prepared based upon information provided by others. While this information is believed to be reliable, the DESIGN PROFESSIONAL has not verified its accuracy, and thus is not responsible for the accuracy or completeness of this record drawing or for any errors or omissions which may have been incorporated into it as a result of erroneous information provided by others. Those relying on this record document are advised to obtain independent verification of its accuracy before applying it for any purpose.

1 01/29/10 RECORD DRAWING  
0 05/02/07 For Construction  
Rev. Date: Comment:  
Issued: May 2, 2007

## Campus

## Center

621 West Lombard Street  
University of Maryland, Baltimore  
Baltimore, MD



# Sixth Floor Reflected Ceiling Plan

UMB PROJECT NO. 99-311  
WTW PROJECT NO. 70-4091  
© WTW ARCHITECTS 2010 REV.#

# A9.6



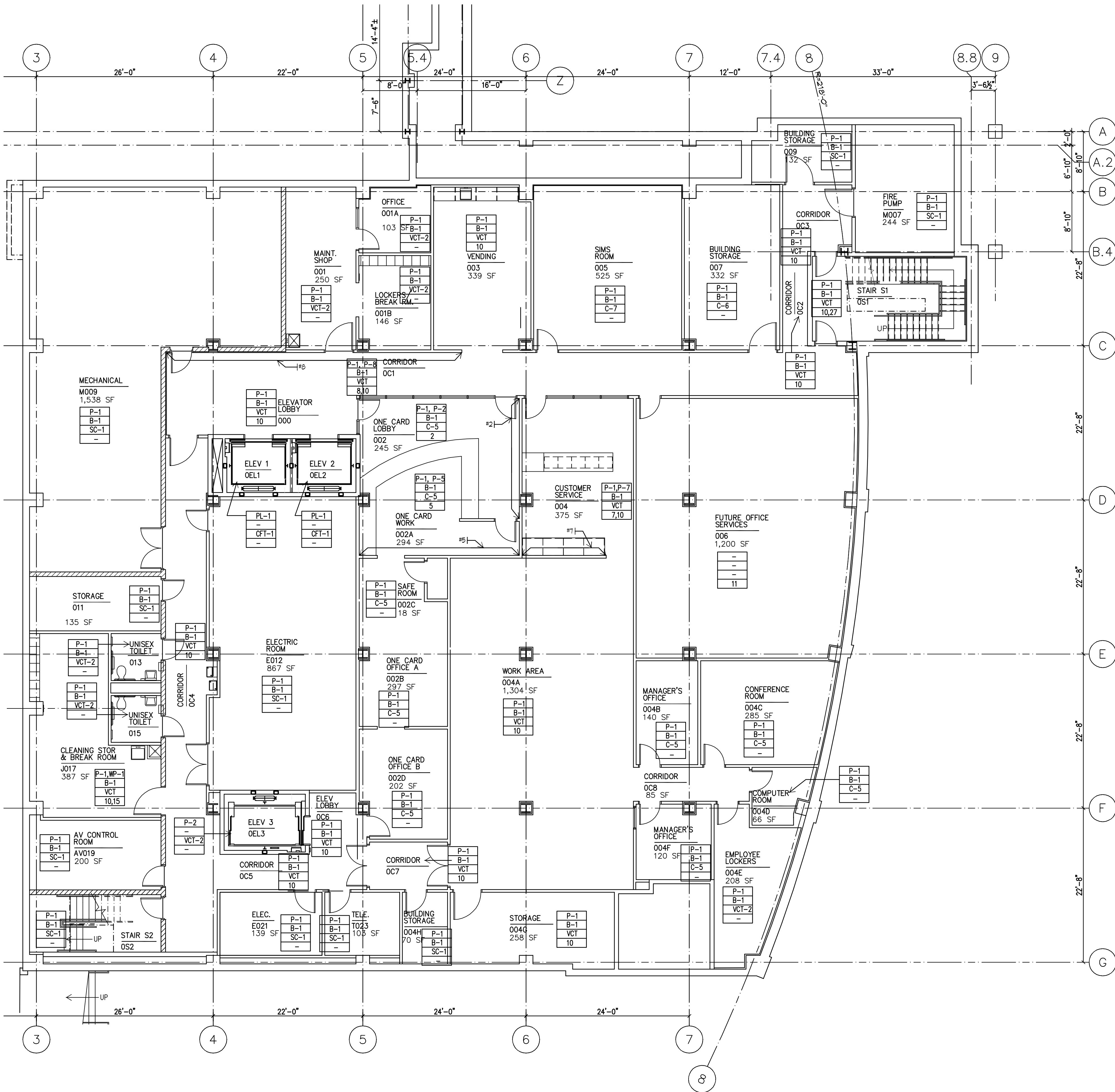
THOMAS COLETT  
127 ANDERSON STREET  
PHILADELPHIA, PA 19104-0801  
(412) 521-0550  
(412) 321-2431 FAX

ASSOCIATE ARCHITECT



WBCO, — Architects  
Whitney Bailey Cox &  
Magnani, LLC —  
Consulting Engineers  
849 Fairmount Ave. Suite 100  
Baltimore, MD 21286 (410) 512-4500





1 GARDEN LEVEL FINISH PLAN  
A10.0 1/8" = 1'-0"

#### SYMBOL LEGEND

—	MALL FINISH CODE
—	BASE FINISH CODE
—	FLOOR FINISH CODE
#	KEYED FINISH NOTES
—	MALL FINISH LOCATOR BRACKET

#### GENERAL FINISH NOTES

- KEYED FINISH NOTES BELOW APPLY TO FINISH PLANS ONLY AND ARE NOT FOR REFERENCE ON OTHER DRAWINGS UNLESS INDICATED.
- FINISH MANUFACTURERS, PATTERNS AND COLORS INDICATED ARE INTENDED TO ESTABLISH MINIMUM ACCEPTABLE DESIGN PARAMETERS. ACCEPTABLE ALTERNATE MANUFACTURERS ARE LISTED IN THE SPECIFICATIONS AND MAY BE ACCEPTED OR REJECTED BY THE ARCHITECT ON THE BASIS OF AESTHETIC CRITERIA ALONE.
- AREAS TO RECEIVE CERAMIC, CERAMIC MOSAIC, OR QUARRY FLOOR TILE, INDICATED WITH FLOOR DRAINS, ARE TO BE INSTALLED "MID SET," ALL FLOOR FINISHES, SUCH AS KITCHEN & TOILET/SHOWER AREAS TO RECEIVE WATERPROOFING.
- HOLLOW METAL DOOR/WINDOW FRAMES TO BE PAINT P-8 UNLESS NOTED OTHERWISE.
- OVERALL PAINT COLOR TO BE PAINT P-1 UNLESS NOTED OTHERWISE.
- ALL WALL FINISHES TO BE FULL HEIGHT OF WALL (TO CEILING OR EXPOSED DECK), UNLESS NOTED OTHERWISE.
- PAINTED STEEL HANDRAILS AT STAIRS, RAMPS, ETC. TO INCLUDE EXPOSED STEEL GUARDRAILS, PICKETS, PIPE RAILS, STRINGERS, CHANNEL STRINGERS, STEEL, ETC. PAINT COLOR TO BE P-8.
- FINISH PLANS DO NOT INDICATE CEILING FINISHES OR TYPES. SEE AIR SERIES DRAWINGS FOR CEILING INFORMATION.
- REFER TO SPECIFICATION MANUAL FOR ALL FINISH MATERIAL INFORMATION, INCLUDING ELEVATOR FINISHES.
- REFER TO SHEET A10.11 FOR ALTERNATE FINISH MATERIALS.
- REFER TO SHEET A10.8 FOR ALL FLOOR MATERIALS FINISH TRANSITION DETAILS.

#### KEYED FINISH NOTES

- COLUMNS TO BE PAINTED P-4.
- WALL TO BE PAINTED P-2. IF COLUMN, COLUMN TO BE PAINTED THIS COLOR ON ALL SIDES U.O.N.
- WALL TO BE PAINTED P-3. IF COLUMN, COLUMN TO BE PAINTED THIS COLOR ON ALL SIDES U.O.N.
- WALL TO BE PAINTED P-4. IF COLUMN, COLUMN TO BE PAINTED THIS COLOR ON ALL SIDES U.O.N.
- WALL TO BE PAINTED P-5. IF COLUMN, COLUMN TO BE PAINTED THIS COLOR ON ALL SIDES U.O.N.
- WALL TO BE PAINTED P-6. IF COLUMN, COLUMN TO BE PAINTED THIS COLOR ON ALL SIDES U.O.N.
- WALL TO BE PAINTED P-7. IF COLUMN, COLUMN TO BE PAINTED THIS COLOR ON ALL SIDES U.O.N.
- WALL TO BE PAINTED P-8. IF COLUMN, COLUMN TO BE PAINTED THIS COLOR ON ALL SIDES U.O.N.
- ALL STEEL COUNTERTOP SUPPORTS TO BE PAINTED P-1.
- FLOOR TO BE RANDOM PATTERN OF 60% VCT-1, 40% VCT-2, 40% VCT-3. SEE PATTERN EXAMPLE P1 ON SHEET A10.8.
- ROOM TO BE FINISHED BY OUTSIDE VENDOR.
- WALL FINISH TO BE PATTERN OF GNT-1, GNT-6, AND GNT-7. TILE TO BE FULL HEIGHT ON PLUMBING WALLS ONLY; ALL OTHER WALLS TO BE P-1 U.O.N. SEE AT SERIES DRAWINGS FOR WALL PATTERN TYPICALS.
- SEE DRAWINGS A10.8, A10.9, A10.10, AND A10.11 FOR FLOOR PATTERN DRAWINGS.
- CFT-2 TO BE USED IN THIS BLOCK IN THIS AREA.
- WALL TO BE INSTALLED ON TWO WALLS BEHIND MOP BASIN TO 4'-0" AFF. W/1 TO EXTEND 1'-0" BEYOND BOTH EDGES OF MOP BASIN.
- TILE ON INDICATED WALL ONLY.
- WALL FINISH TO BE COMBINATION OF W-1, W-2, WOOD TRIM AND CHAIRRAIL AND PAINTED GYPUM. SEE ELEVATIONS ON AT SERIES DRAWINGS FOR FINISH LOCATIONS.
- BASE TO BE 8" HIGH IN THIS AREA ONLY.
- W/1 TO BE INSTALLED ON INDICATED WALLS TO 8'-0" AFF. P-1 ABOVE.
- THIS AREA TO RECEIVE A FLOOR AND WALL SYSTEM.
- WOOD FLOOR TO RECEIVE 8" HIGH ALUMINUM BASE AT THIS AREA.
- WALL TO BE PAINTED P-1.
- FLOOR FINISH TO BE COMBINATION OF CFT-4, CFT-5 AND CFT-6. SEE PATTERN ON SHEETS A10.8, A10.9, A10.10, AND A10.11 FOR FLOOR PATTERN.
- WALL FINISH TO BE COMBINATION OF GNT-2, GNT-3 AND GNT-4. SEE SHEETS A10.8, A10.9, A10.10, AND A10.11 FOR TILE PATTERNS. SEE AT SERIES DRAWINGS FOR TILE LOCATIONS.
- FLOOR FINISH TO BE COMBINATION OF CFT-4, CFT-5 AND CFT-6. SEE SHEETS A10.8, A10.9, A10.10, AND A10.11 FOR PATTERN. TO BE INSTALLED WITH WATER PROOF MEMBRANE.
- WALL FINISH TO BE COMBINATION OF GNT-2, GNT-3 AND GNT-4. SEE SHEETS A10.8, A10.9, A10.10 AND A10.11 FOR PATTERN. TO BE INSTALLED WITH WATER PROOF MEMBRANE.
- STAR FINISH INTERMEDIATE LANDING TO BE RT-1, U.O.N. STAR TREADS AND RISERS TO BE RUBBER. RUBBER FLOORS ALWAYS RECEIVE RUBBER BASE. B-1.
- FLOOR FINISH TO BE COMBINATION OF CFT-4, CFT-5, CFT-6. SEE SHEETS A10.8, A10.9, A10.10, AND A10.11 FOR FLOOR PATTERNS. ALTERNATE MATERIALS FOR POOL DECK ONLY TO BE B-1 WITH A TILE BORDER AROUND POOL.
- SEE POOL DRAWINGS FOR POOL SPECIFICATIONS AND CONSTRUCTION. POOL LANE MARKERS TO BE CFT-6.
- WALL FINISH TO BE COMBINATION OF GNT-2, GNT-3, GNT-4, GNT-5. SEE SHEETS A10.8, A10.9, A10.10 AND A10.11 FOR TILE PATTERNS. SEE AT SERIES DRAWINGS FOR TILE AND PAINT LOCATIONS.
- FLOOR FINISH TO BE COMBINATION OF CFT-4 AND CFT-6. SEE SHEETS A10.8, A10.9, A10.10 AND A10.11 FOR FLOOR PATTERNS.
- WALL FINISH TO BE GNT-4 FULL HEIGHT OF WALL ON INDICATED WALL ONLY. ALL OTHER WALLS TO BE P-1.
- NOT USED.
- INTEGRAL FLOOR/BASE MATERIAL.
- FINISHES NOTED IN THIS BLOCK TO APPLY TO ENTIRE POOL DECK.
- USE BASE TO MATCH FLOOR PRODUCT FROM SAME MANUFACTURER.
- STAR MATERIAL TO BE EXPOSED GALVANIZED STEEL.
- STAR TO HAVE WOOD HANDRAIL. STAR TO MATCH W/1.
- W/1 SOFFIT IN STAIRWELL TO BE PAINTED P-1 TO MATCH WALL.
- STAR FINISHES: STAR RAIL TO BE PAINTED P-1. WOOD GRIP RAIL CAP FINISH TO BE W/1. STAINLESS STEEL AND GLASS MODULAR RAILING SYSTEM WITH CLEAR GLASS PANELS; STAIR STEPS: CFT-7, SLIP-RESISTANT NOSING BALCO RT-223 IN ALUMINUM (MILL FINISH WITH BLACK ABRASIVE INSERTS); STAINLESS STEEL RISERS; AND PAINTED TUBE STEEL STRINGERS. STRINGERS TO BE PAINTED P-1.
- PROVIDE AND INSTALL ROPPE STAR TREAD W/1 TEXTURED DESIGN COLOR: 1H3 BLACK BROWN WITH ABRASIVE STRIP COLOR TEAK BROWN AT FLOOR TRANSITION.
- DO NOT INSTALL WALL BASE AT BRICK WALL IN THIS ROOM.

#### FINISH SCHEDULE

FINISH MATERIAL	FINISH MATERIAL
AP-1	ACOUSTIC PANEL: PANEL FABRIC - MAHARAM TEK-MALL RYA 3B840 COLOR: 002 PAPYRUS, 100% POLYOLEFIN, 54"X1
B-1	RUBBER BASE: ROPPE P1H3 BLACK-BROWN
C-1	CARPET TILE: MOHAWK AZZ NC102 R888 JAVA
C-2	CARPET BROADCAST: LEES THOUGHT PATTERNS CUSTOM SAMPLE STYLE #P1036 SAMPLE #B001 07901
C-3	CARPET BROADCAST: LEES FINE FORM D0356 H432 EXQUISITE BRASS
C-4	CARPET BROADCAST: LEES FINE FORM D0356 H442 IMPERIAL RED
C-5	CARPET BROADCAST: LEES GERSHWIN L0446 P208 BRICK BARR
C-6	CARPET BROADCAST: LEES GERSHWIN L0446 P208 BASKET BEIGE
C-7	CARPET TILE: MANNINGTON VARIATIONS STRIPES COLOR: ACCOR (ACCOR), MONOLITHIC INSTALLATION.
CB-1	CARPET BASE: TO MATCH CARPET SPECIFIED FOR AREA
CBT-1	CERAMIC BASE TILE: DALTILE COLORBODY PORCELAIN TILE ARDESIA #P168 NERO GOLD SIZE: 9"X12"
CBT-2	CERAMIC BASE TILE: DALTILE COLORBODY PORCELAIN TILE ALTA VISTA HAVS1 SUNSET GOLD SIZE: 12"X12"
CBT-3	CERAMIC BASE TILE: DALTILE COLORBODY PORCELAIN TILE ARDESIA #P168 NERO GOLD SIZE: 12"X12"
CBT-4	CERAMIC BASE TILE: DALTILE KEYSTONE PORCELAIN TILE COVE BASE KC-833 SIZE: 2'X1' COLOR TO MATCH MALL TILE SPECIFIED FOR AREA
CFT-1	CERAMIC FLOOR TILE: DALTILE COLORBODY PORCELAIN TILE ARDESIA #P168 NERO SIZE: 10'X10"
CFT-2	CERAMIC FLOOR TILE: CROSSVILLE PORCELAIN TILE CROSS-COLORS TILE ARSO ONLY WITH CROSS TREAD TEXTURE SIZE: 8'X8"
CFT-3	CERAMIC FLOOR TILE: DALTILE COLORBODY PORCELAIN TILE ALTA VISTA HAVS1 SUNSET GOLD SIZE: 12'X12"
CFT-4	CERAMIC FLOOR TILE: DALTILE KEYSTONE PORCELAIN TILE COLOR:MEXCAN SAND D195 SIZE: 2'X2'
CFT-5	CERAMIC FLOOR TILE: DALTILE KEYSTONE PORCELAIN TILE COLOR:MINNAPY GOLD D145 SIZE: 2'X2'
CFT-6	CERAMIC FLOOR TILE: DALTILE KEYSTONE PORCELAIN TILE COLOR:COBALT BLUE D023 SIZE: 2'X2'
CFT-7	CERAMIC FLOOR TILE: DALTILE COLORBODY PORCELAIN TILE ARDESIA #P168 NERO SIZE: 12'X12"
GNT-1	CERAMIC WALL TILE: DALTILE COLORBODY PORCELAIN TILE ALTA VISTA HAVS1 SUNSET GOLD SIZE: 12'X12"
GNT-2	CERAMIC WALL TILE: DALTILE KEYSTONE PORCELAIN TILE COLOR: GOLD DUST D138 SIZE: 2'X2'
GNT-3	CERAMIC WALL TILE: DALTILE KEYSTONE PORCELAIN TILE COLOR: LUMINARY GOLD D142 SIZE: 2'X2'
GNT-4	CERAMIC WALL TILE: DALTILE KEYSTONE PORCELAIN TILE COLOR: COBALT BLUE D023 SIZE: 2'X2'
GNT-5	CERAMIC WALL TILE: DALTILE KEYSTONE PORCELAIN TILE COLOR: MINNAPY GOLD D145 SIZE: 2'X2'
GNT-6	CERAMIC WALL TILE: DALTILE COLORBODY PORCELAIN TILE DIAMANTE MOKA P021 UNPOLISHED SIZE: 12'X24"
GNT-7	CERAMIC WALL TILE: DALTILE COLORBODY PORCELAIN TILE DIAMANTE ARDESIA P021 UNPOLISHED SIZE: 12' X 24"
GT-1	GRANITE FLOOR TILE: FLAME FINISH GRANITE ACCENT TILE 12'X12"X1/4"THK COLOR: ABSOLUTE BLACK, AVAILABLE FROM UNIVERSAL MARBLE AND GRANITE
GT-2	GRANITE SLAB: POLISHED FINISH (SEE SPEC SECTION 046-02)
P-1	PANT: BENJAMIN MOORE 2154-60 FILTERED SUNLIGHT
P-2	PANT: BENJAMIN MOORE 2154-40 AMBER WAVES. WHEN USED ON ELEVATOR CAB WALLS, ENTIRE FOLLOWINGS ASSEMBLY TO BE USED: CAB WALLS ARE TO BE PAINTED FINISH P-2. CAB CEILINGS ARE TO BE EGGSHELL SUSPENDED CEILING FINISH ALUMINUM. BARRIER RAILS ARE TO BE SOLID BAR FINISH SATIN STAINLESS STEEL. LOCATED ON ALL THREE SIDES OF ELEVATOR.
P-3	PANT: BENJAMIN MOORE 3071 CORN HUSK
P-4	PANT: BENJAMIN MOORE 2156-30 DELIGHTFUL GOLDEN
P-5	PANT: BENJAMIN MOORE 2040-50 EXOTIC RED
P-6	PANT: BENJAMIN MOORE 1938 ALDWOOD CREST
P-7	PANT: BENJAMIN MOORE 1975 RAINY AFTERNOON
P-8	PANT: BENJAMIN MOORE 2154-20 MESSENGER NIGHT
P-9	PANT: BENJAMIN MOORE 2000-10 RED
P-10	PANT: BENJAMIN MOORE 2140-50 OKLAHOMA WHEAT
P-11	PANT: BENJAMIN MOORE CLASSIC COLORS SUPER WHITE
P-12	PANT: WOLF GORDON, SUFFMASTER, SOLID METAL COLLECTION COLOR:SM123, SHEEN: SATIN
PL-1	PLASTIC LAMINATE: MILSONART 4478-60 BURNISHED CHESTNUT
PL-2	PLASTIC LAMINATE: MONTE AV001 OLIVE SERENITY
PL-3	PLASTIC LAMINATE: MILSONART 4023-60 ANTIQUE BRUSH
PL-4	PLASTIC LAMINATE: NEVAMAR PD6002T PAINTED WOODLANDS TEXTURED
PL-5	PLASTIC LAMINATE: MONTE AV102 CARRY FIBER SLIDE
PL-6	PLASTIC LAMINATE: MILSONART 08140 SLATE GREY
PL-7	PLASTIC LAMINATE: FORMICA DECOMETAL 4194 STAINLESS ALUMINUM
PL-8	PLASTIC LAMINATE: NEVAMAR PRACOTT PAPER ST, TROPIC TEXTURED
PL-9	PLASTIC LAMINATE: MILSONART 1045-60 FORTHILL PEAR
RSF-1	RESILIENT SHEET FLOORING: MONDO, SPORTS IMPACT FLOORING COLOR: 011 MEDIUM GRAY.
RSF-2	RESILIENT SHEET FLOORING: MONDO, SPORTS IMPACT FLOORING COLOR: 062 SAND.
RSF-3	RESILIENT SHEET FLOORING: MONDO, SPORTS IMPACT FLOORING COLOR: 041 RED.
RSF-4	RESILIENT SHEET FLOORING: LEES NEOLOR PALMA NOTRE COLOR: 045 BRICK.
RSF-5	RESILIENT SHEET FLOORING: MONDO, ADVANCED TRIPLE LAYER SYSTEM COLOR. SEE SPEC SECTION 046-22
RSF-6	RESILIENT SHEET FLOORING: MONDO, SPORT FLEX COLOR. SEE SPEC SECTION 046-22
RS-1	RUBBER SHEET FLOORING: NORA RUBBER FLOORING NORAFLEX STONE AL. COLOR: 1150 AGATE GREY
RT-1	RUBBER TILE FLOORING: ROPPE FESTA TILE COLOR: 453 ALMENDRA WITH TEXTURE #493 TEXTURED DESIGN. WHEN USED ON STAIRS, ENTIRE FOLLOWINGS ASSEMBLY TO BE USED: RISERS AND STRINGERS TO BE ROPPE FESTA RISERS AND STRINGERS COLOR: ALMENDRA. NO TEXTURE. TREADS TO BE ROPPE TREADS W/1 TEXTURED DESIGN COLOR: 1H4 ALMOND WITH ABRASIVE STRIP IN COLOR TEAK BROWN
SC-1	SEALED CONCRETE
SF	SEAMLESS FLOORING
SP-1	SOLID POLYMER PANEL: SPFORM, COLLECTION: VARIA, PATTERN: SOLO, COLOR: WHITE REDSCENT, FRONT AND BACK FINISH: TOPCO
SS-1	SOLID SURFACE MATERIAL: CORIAN COLOR: (F) COCOA BROWN (BATHROOM COUNTERTOPS)
SS-2	SOLID SURFACE MATERIAL: CORIAN COLOR: (E) MARDIGRAS (LOCKER ROOM COUNTERTOPS AND BENCHES)
SS-3	SOLID SURFACE MATERIAL: CORIAN COLOR: (B) VANILLA (WINDOW SILLS)
SS-4	SOLID SURFACE MATERIAL: CORIAN COLOR: (S) BARNY AMBER
SS-5	SOLID SURFACE MATERIAL: CORIAN COLOR: (F) FOSSIL
SS-6	SOLID SURFACE MATERIAL: CORIAN COLOR: (F) TUMBLER GLASS
SS-7	SOLID SURFACE MATERIAL: CORIAN COLOR: (F) SAHARA
SS-8	SOLID SURFACE MATERIAL: CORIAN COLOR: (C) SHALE
STC-1	STAINED CONCRETE
VCT-1	VINYL COMPOSITION TILE: ARMSTRONG 51834 FORTRESS WHITE
VCT-2	VINYL COMPOSITION TILE: ARMSTRONG 51833 COTTAGE TAN
VCT-3	VINYL COMPOSITION TILE: ARMSTRONG 51835 CAMEL BEIGE
VCT-4	VINYL COMPOSITION TILE: ARMSTRONG 51837 FIELD GRAY
W-1	WALLCOVERING: JM LYNNE DAVINO J524-01 SICILIAN UMBER
W-2	WALLCOVERING: JM LYNNE DAVINO LEAF J521-01 SICILIAN UMBER
WDB-1	WOOD BASE: 1X 4" SIMPLE PROFILE STAINED WOOD BASE
WDF-1	WOOD FLOORING: CONNOR, NEGOSHOK (SPEC SECTION 046-22)
W/1	WALL OFF MAT: MATS INC. RECESSED COCOA MAT COLOR: 01 CHARCOAL
W/2	WALL PROTECTION: G/5 ACROLYN 0401 SHEET COLOR: 101 FRENCH CREAM
W/3	WOOD STAIN - TO MATCH METRO, MEDIUM MAPLE 1012 (ALL ARCHITECTURAL AND MILLWORK WOOD)

CFT-1: FABRIC COVERED TACKABLE SURFACE: FABRIC - MAHARAM DIALOGUE 400404 COLOR: 002 MILD RICE, 100% POLYESTER, 66"X



TRINER CLOSET  
127 ANDERSON STREET  
WILMINGTON, DE 19101-0001  
(412) 321-0550  
(412) 321-0550 FAX  
ADVOCATE ARCHITECT

**WITW**  
WBCM - Architects  
Whitney Bailey Cox &  
Magnani, LLC -  
Consulting Engineers  
849 Fairmount Ave. Suite 100  
Baltimore, MD 21206 (410) 512-4500

#### RECORD DRAWING

This record drawing has been prepared based upon information provided by others. While this information is believed to be reliable, the DESIGN PROFESSIONAL has not verified its accuracy, and thus is not responsible for the accuracy or completeness of this record drawing or for any errors or omissions which may have been incorporated into it as a result of erroneous information provided by others. Those relying on this record document are advised to obtain independent verification of its accuracy before applying it for any purpose.

3 01/29/10 RECORD DRAWINGS  
2 01/07/09 Bulletin #62  
1 05/09/08 Bulletin #31  
0 05/02/07 For Construction  
Rev. Date: Comment:  
Issued: May 2, 2007

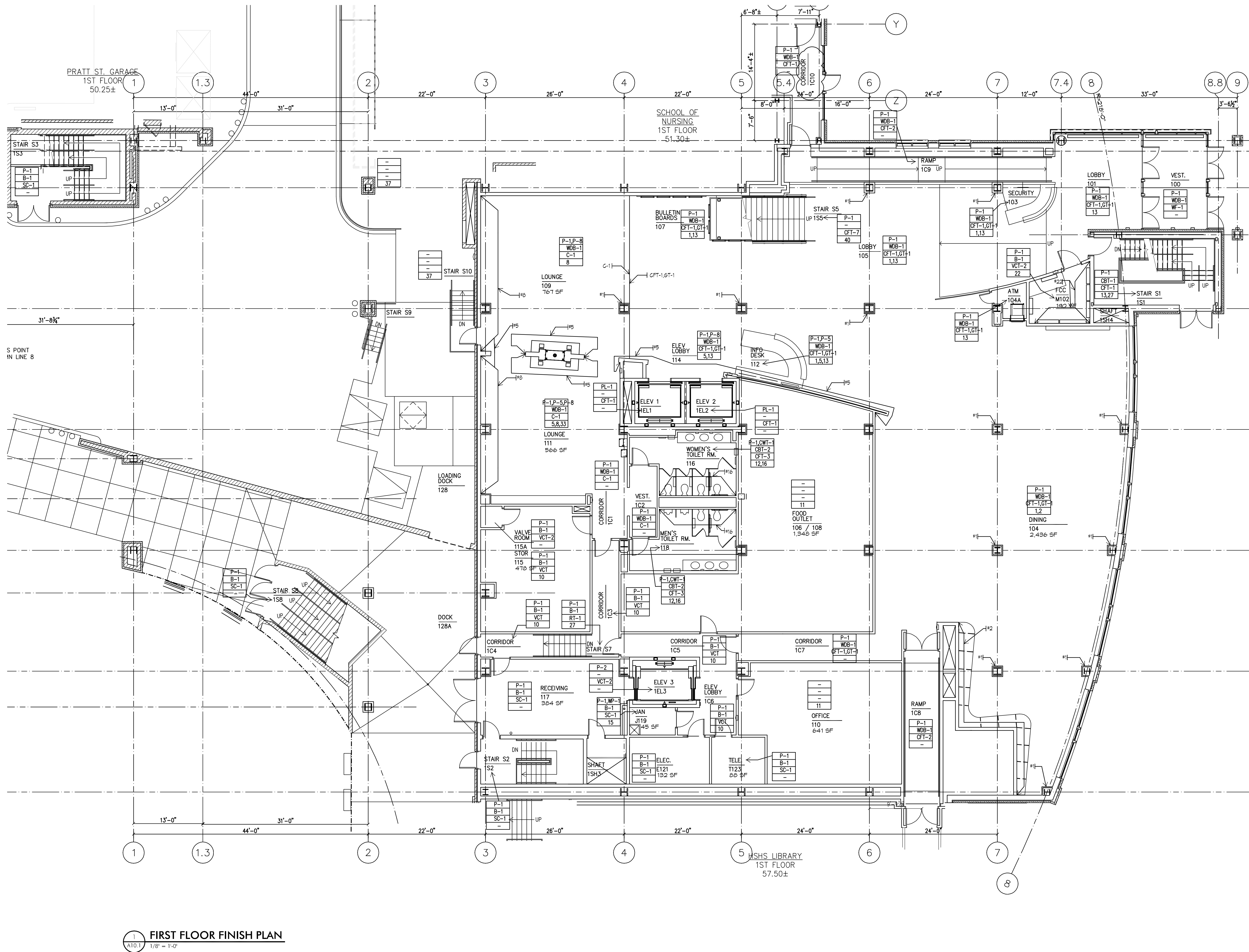
#### Campus Center

621 West Lombard Street  
University of Maryland, Baltimore  
Baltimore, MD



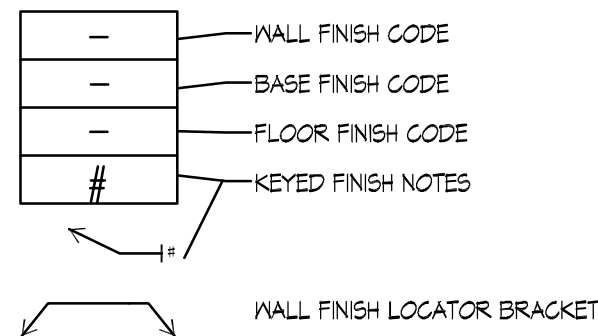
## Garden Level Finish Plan





**1 FIRST FLOOR FINISH PLAN**  
1/8" = 1'-0"

# SYMBOL LEGEND



## GENERAL FINISH NOTES

- KEYED FINISH NOTES BELOW APPLY TO FINISH PLANS ONLY AND ARE NOT FOR REFERENCE ON OTHER DRAWINGS UNLESS INDICATED.
- FINISH MANUFACTURERS, PATTERNS AND COLORS INDICATED ARE INTENDED TO ESTABLISH MINIMUM ACCEPTABLE DESIGN PARAMETERS. ACCEPTABLE ALTERNATE MANUFACTURERS ARE LISTED IN THE SPECIFICATIONS AND MAY BE ACCEPTED OR REJECTED BY THE ARCHITECT ON THE BASIS OF AESTHETIC CRITERIA ALONE.
- AREAS TO RECEIVE CERAMIC, CERAMIC MOSAIC, OR QUARRY FLOOR TILE INDICATED WITH FLOOR DRAGS, ARE TO BE INSTALLED AND SET ALL WET AREAS, SUCH AS WIDENED TOILET/SHOWER AREAS TO RECEIVE WATERPROOFING.
- HOLLOW METAL DOOR/WINDOW FRAMES TO BE PAINT P-8 UNLESS NOTED OTHERWISE.
- OVERALL PAINT COLOR TO BE PAINT P-1 UNLESS NOTED OTHERWISE.
- ALL WALL FINISHES TO BE LIGHT OR WALL TO CEILING OR EXPOSED DECK, UNLESS NOTED OTHERWISE.
- PAINTED STEEL HANDRAILS AT STAIRS, RAMPS, ETC. TO INCLUDE EXPOSED STEEL GUARDRAILS, PICKETS, PIPE RAILS, STRINGERS, CHANNEL STRINGERS, STEEL PANGS, ETC. PAINT COLOR TO BE P-8.
- REFER TO SPECIFICATION MANUAL FOR ALL FINISH MATERIAL INFORMATION, INCLUDING ELEVATOR FINISHES.
- REFER TO SHEET A10.11 FOR ALTERNATE FINISH MATERIALS.
- REFER TO SHEET A10.9 FOR ALL FLOOR MATERIALS FINISH TRANSITION DETAILS.

## KEYED FINISH NOTES

- COLUMNS TO BE PAINTED P-4.
- WALL TO BE PAINTED P-2. IF COLUMN, COLUMN TO BE PAINTED THIS COLOR ON ALL SIDES U.O.N.
- WALL TO BE PAINTED P-2. IF COLUMN, COLUMN TO BE PAINTED THIS COLOR ON ALL SIDES U.O.N.
- WALL TO BE PAINTED P-4. IF COLUMN, COLUMN TO BE PAINTED THIS COLOR ON ALL SIDES U.O.N.
- WALL TO BE PAINTED P-8. IF COLUMN, COLUMN TO BE PAINTED THIS COLOR ON ALL SIDES U.O.N.
- WALL TO BE PAINTED P-8. IF COLUMN, COLUMN TO BE PAINTED THIS COLOR ON ALL SIDES U.O.N.
- WALL TO BE PAINTED P-1. IF COLUMN, COLUMN TO BE PAINTED THIS COLOR ON ALL SIDES U.O.N.
- WALL TO BE PAINTED P-1. IF COLUMN, COLUMN TO BE PAINTED THIS COLOR ON ALL SIDES U.O.N.
- ALL STEEL COUNTERTOP SUPPORTS TO BE PAINTED P-1.
- FLOOR TO BE RANDOM PATTERN OF 60% VCT-1, 40% VCT-2, 40% VCT-3. SEE PATTERN EXAMPLE P1 ON SHEET A10.9.
- ROOM TO BE FINISHED WITH RUBBER FLOORING.
- WALL FINISH TO BE PATTERN OF CMT-1, CMT-2, AND CMT-3. TILE TO BE FULL HEIGHT ON PLUMBING WALLS ONLY. ALL OTHER WALLS TO BE P-1 U.O.N. SEE AT SERIES DRAWINGS FOR WALL PATTERN TYPICALS. SEE SHEET A10.9 FOR FLOOR PATTERN TYPICALS.
- SEE DRAWINGS A10.8, A10.9, A10.10, AND A10.11 FOR FLOOR PATTERN DRAWINGS.
- CFT-2 TO BE USED ON RAMP IN THIS AREA.
- WALL TO BE INSTALLED ON TWO WALLS BEHIND MOP BASIN TO 4'-0" AFF. NPS-1 TO EXTEND 1'-0" BEYOND BOTH EDGES OF MOP BASIN.
- TILE ON INDICATED WALL ONLY.
- WALL FINISH TO BE COMBINATION OF PG-1, PG-2, WOOD TRIM AND CHAIRRAIL AND PAINTED GYPSUM. SEE ELEVATIONS ON A1 SERIES DRAWINGS FOR FINISH LOCATIONS.
- BASES TO BE 6" HIGH NICKEL BRASS GLASS PANELS. STAIR STOPS CFT-1, SURFRESISTANT WOODEN ALUMINUM P-229 IN THIS AREA TO RECEIVE A FLOOR AND WALL SYSTEM.
- WOOD FLOOR TO RECEIVE 6" HIGH ALUMINUM BASE AT THIS AREA.
- WALL TO BE PAINTED P-4.
- FLOOR FINISH TO BE COMBINATION OF CFT-4, CFT-5 AND CFT-6. SEE PATTERN ON SHEETS A10.8, A10.9, A10.10, AND A10.11 FOR FLOOR PATTERN.
- WALL FINISH TO BE COMBINATION OF CMT-2, CMT-3 AND CMT-4. SEE SHEETS A10.8, A10.9, A10.10, AND A10.11 FOR TILE PATTERNS. SEE AT SERIES DRAWINGS FOR FLOOR FINISHES.
- FLOOR FINISH TO BE COMBINATION OF CFT-4, CFT-5 AND CFT-6. SEE SHEETS A10.8, A10.9, A10.10, AND A10.11 FOR PATTERN. TO BE INSTALLED WITH WATER PROOF MEMBRANE.
- WALL FINISH TO BE COMBINATION OF CMT-2, CMT-3 AND CMT-4. SEE SHEETS A10.8, A10.9, A10.10, AND A10.11 FOR PATTERN. TO BE INSTALLED WITH WATER PROOF MEMBRANE.
- STAR FINISH INTERMEDIATE DESKING TO BE RT-1, U.O.N. STAIR TREADS AND RISERS TO BE RUBBER. RUBBER FLOORS ALWAYS RECEIVE RUBBER BASE P-1.
- FLOOR FINISH TO BE COMBINATION OF CFT-4, CFT-5, CFT-6. SEE SHEETS A10.8, A10.9, A10.10, AND A10.11 FOR FLOOR PATTERNS.
- ALTERNATE MATERIALS FOR POOL DECK, SEE SC-1 WITH A TILE BORDER AROUND POOL.
- SEE POOL DRAWINGS FOR POOL SPECIFICATIONS AND CONSTRUCTION. POOL LANE MARKERS TO BE CFT-6.
- WALL FINISH TO BE COMBINATION OF CMT-2, CMT-3, CMT-4, CMT-5. SEE SHEETS A10.8, A10.9, A10.10, AND A10.11 FOR TILE PATTERNS. SEE AT SERIES DRAWINGS FOR TILE AND PAINT LOCATIONS.
- FLOOR FINISH TO BE COMBINATION OF CFT-4 AND CFT-6. SEE SHEETS A10.8, A10.9, A10.10, AND A10.11 FOR FLOOR PATTERNS.
- WALL FINISH TO BE CMT-4 FULL HEIGHT OF WALL ON INDICATED WALL ONLY. ALL OTHER WALLS TO BE P-1.
- NOT USED.
- INTEGRAL FLOOR/BASE MATERIAL.
- FINISHES NOTED IN THIS BLOCK TO APPLY TO ENTIRE POOL DECK.
- USE BASE TO MATCH FLOOR FINISH PRODUCT FROM SAME MANUFACTURER.
- STAR MATERIAL TO BE EXPOSED GALVANIZED STEEL.
- STAR TO HAVE WOOD HANDRAIL. STAIN TO MATCH PG-1.
- 6"X6" SOFFIT IN STAIRWELL TO BE PAINTED P-1 TO MATCH WALL.
- STAR FINISHES - STAIR RAIL, WOOD GRIP RAIL FINISH TO BE PG-1. WOOD GRIP RAIL CAP FINISH TO BE PG-1. STAINLESS STEEL AND GLASS MODULAR RAILING SYSTEM WITH CLEAR GLASS PANELS.
- ALUMINUM (MILL FINISH) WITH BLACK ABRASIVE INSERTS, STAINLESS STEEL RISERS, AND PAINTED TUBE STEEL STRINGERS. STRINGERS TO BE PAINTED P-1.
- PROVIDE AND INSTALL COPPER STAIR TREAD MBS TEXTURED DESIGN COLOR: 195 BLACK BROWN WITH ABRASIVE STRIP COLOR TEAK BROWN AT FLOOR TRANSITION.
- DO NOT INSTALL WALL BASE AT BRICK WALL IN THIS ROOM.

## FINISH SCHEDULE

CODE	FINISH MATERIAL
AF-1	ACOUSTIC PANEL, PANEL FABRIC - MAHARAM TEK-WALL RYA 39540 COLOR: 002 PAPYRUS, 100% POLYOLEFIN, 54"X1'
B-1	RUBBER BASE, ROFFPE P195 BLACK-BROWN
C-1	CARPET TILE, MONARK A22 MC102 8989 JAYA
C-2	CARPET BROODLOOM: LEES THOUGHT PATTERNS CUSTOM SAMPLE STYLE #1036 SAMPLE #80011 07901
C-3	CARPET BROODLOOM: LEES FINE FORM D2886 1436 EXQUISITE BRASS
C-4	CARPET BROODLOOM: LEES FINE FORM D2886 1442 IMPERIAL RED
C-5	CARPET BROODLOOM: LEES GERSHWIN L1846 1308 BIRCH BARK
C-6	CARPET BROODLOOM: LEES GERSHWIN L1846 1204 BASKET BEIGE
C-7	CARPET TILE, VANINGTON VARIATIONS STRIBES COLOR: MOON (ACOR), MONOLITHIC INSTALLATION.
CB-1	CERAMIC BASE, TO MATCH CARPET SPECIFIED FOR AREA
CBT-1	CERAMIC BASE TILE, DALTILE COLORBODY PORCELAIN TILE ARDESIA #P168 NERO SIZE: 3'X12'
CBT-2	CERAMIC BASE TILE, DALTILE COLORBODY PORCELAIN TILE ALTA VISTA #V51 SUNSET GOLD SIZE: 12' X 12'
CBT-3	CERAMIC BASE TILE, DALTILE COLORBODY PORCELAIN TILE CROSS-COLOR TILE ARDESIA #P168 NERO SIZE: 12'X12'
CBT-4	CERAMIC BASE TILE, DALTILE KEYSTONE PORCELAIN TILE COVE BASE K-899 SIZE: 2'X1' COLOR TO MATCH WALL TILE SPECIFIED FOR AREA
CFT-1	CERAMIC FLOOR TILE, DALTILE COLORBODY PORCELAIN TILE ARDESIA #P168 NERO SIZE: 12'X12'
CFT-2	CERAMIC FLOOR TILE, DALTILE COLORBODY PORCELAIN TILE CROSS-COLOR TILE ARDESIA #P168 NERO SIZE: 12'X12'
CFT-3	CERAMIC FLOOR TILE, DALTILE COLORBODY PORCELAIN TILE ALTA VISTA #V51 SUNSET GOLD SIZE: 12'X12'
CFT-4	CERAMIC FLOOR TILE, DALTILE KEYSTONE PORCELAIN TILE COLOR MEXICAN SAND D175 SIZE: 2'X2'
CFT-5	CERAMIC FLOOR TILE, DALTILE KEYSTONE PORCELAIN TILE COLOR LUMINARY GOLD D142 SIZE: 2'X2'
CFT-6	CERAMIC FLOOR TILE, DALTILE COLORBODY PORCELAIN TILE DIAMANTE #D201 UNPOLISHED SIZE: 12'X24'
CFT-7	CERAMIC FLOOR TILE, DALTILE COLORBODY PORCELAIN TILE ARDESIA #P168 NERO SIZE: 12'X12'
CMT-1	CERAMIC WALL TILE, DALTILE COLORBODY PORCELAIN TILE ALTA VISTA #V51 SUNSET GOLD SIZE: 12'X12'
CMT-2	CERAMIC WALL TILE, DALTILE KEYSTONE PORCELAIN TILE COLOR: GOLD DUST D158 SIZE: 2'X2'
CMT-3	CERAMIC WALL TILE, DALTILE KEYSTONE PORCELAIN TILE COLOR: LUMINARY GOLD D142 SIZE: 2'X2'
CMT-4	CERAMIC WALL TILE, DALTILE KEYSTONE PORCELAIN TILE COLOR: COBALT BLUE D235 SIZE: 2'X2'
CMT-5	CERAMIC WALL TILE, DALTILE KEYSTONE PORCELAIN TILE COLOR: MEXICAN SAND D175 SIZE: 2'X2'
CMT-6	CERAMIC WALL TILE, DALTILE COLORBODY PORCELAIN TILE DIAMANTE #D201 UNPOLISHED SIZE: 12'X24'
CMT-7	CERAMIC WALL TILE, DALTILE COLORBODY PORCELAIN TILE DIAMANTE ARDESIA #D201 UNPOLISHED SIZE: 12' X 24'
GT-1	GRANITE FLOOR TILE, FLAME FINISH GRANITE ACCENT TILE 12'X12'X3/8"THK COLOR: ABSOLUTE BLACK, AVAILABLE FROM UNIVERSAL MARBLE AND GRANITE
GT-2	GRANITE SLAB, POLISHED FINISH (SEE SPEC SECTION 06402)
P-1	PANT: BENJAMIN MOORE 2154-60 FILTERED SUNLIGHT
P-2	PANT: BENJAMIN MOORE 2154-60 FILTERED SUNLIGHT
P-3	PANT: BENJAMIN MOORE 2154-60 FILTERED SUNLIGHT
P-4	PANT: BENJAMIN MOORE 2154-60 FILTERED SUNLIGHT
P-5	PANT: BENJAMIN MOORE 2154-60 FILTERED SUNLIGHT
P-6	PANT: BENJAMIN MOORE 2154-60 FILTERED SUNLIGHT
P-7	PANT: BENJAMIN MOORE 2154-60 FILTERED SUNLIGHT
P-8	PANT: BENJAMIN MOORE 2154-60 FILTERED SUNLIGHT
P-9	PANT: BENJAMIN MOORE 2154-60 FILTERED SUNLIGHT
P-10	PANT: BENJAMIN MOORE 2154-60 FILTERED SUNLIGHT
P-11	PANT: BENJAMIN MOORE 2154-60 FILTERED SUNLIGHT
P-12	PANT: BENJAMIN MOORE 2154-60 FILTERED SUNLIGHT
PL-1	PLASTIC LAMINATE, NULSONART 44786-60 BURNISHED CHESTNUT
PL-2	PLASTIC LAMINATE, PIONTE A1801 OLIVE SERENITY
PL-3	PLASTIC LAMINATE, NULSONART 44204-60 ANTIQUE BRUSH
PL-4	PLASTIC LAMINATE, NEVAMAR P802027 PAINTED WOODLANDS TEXTURED
PL-5	PLASTIC LAMINATE, PIONTE A1102 CURRY FIBER SUIDE
PL-6	PLASTIC LAMINATE, NULSONART D1160 SLATE GREY
PL-7	PLASTIC LAMINATE, FORMICA DECOMETAL 4194 STAINLESS ALUMINUM
PL-8	PLASTIC LAMINATE, NEVAMAR P802027 PAPER ST. TROPIC TEXTURED
PL-9	PLASTIC LAMINATE, NULSONART 10765-60 FORTNELL, FEAR
REF-1	RESILIENT SHEET FLOORING: MONDO SPORTS IMPACT FLOORING COLOR: 011 MEDIAN GRAY.
REF-2	RESILIENT SHEET FLOORING: MONDO SPORTS IMPACT FLOORING COLOR: 062 SAND.
REF-3	RESILIENT SHEET FLOORING: MONDO SPORTS IMPACT FLOORING COLOR: 041 RED.
REF-4	RESILIENT SHEET FLOORING: LEES NEPLOR PALMA NOTE COLOR: 045 BRICK.
REF-5	RESILIENT SHEET FLOORING: MONDO ADVANCED TRIPLE LAYER SYSTEM COLOR. SEE SPEC SECTION 04622
REF-6	RESILIENT SHEET FLOORING: MONDO SPORT FLEX COLOR. SEE SPEC SECTION 04622
RS-1	RUBBER SHEET FLOORING: NORA RUBBER FLOORING NORAPLAN STONE AL COLOR: 150 ASATE GRAY
RT-1	RUBBER TILE FLOORING: ROFFPE FIESTA TILE COLOR: 489 ALMONDA WITH TEXTURE #993 TEXTURED DESIGN. WHEN USED ON STAIRS, ENTIRE FOLLOWINGS ASSEMBLY TO BE USED. RISERS AND STRINGERS TO BE ROFFPE FIESTA RISERS AND STRINGERS COLOR: ALMONDA, NO TEXTURE. TREADS TO BE ROFFPE TREADS MBS TEXTURED DESIGN COLOR: 184 ALMOND WITH ABRASIVE STRIP IN COLOR TEAK BROWN.
SC-1	SEALED CONCRETE
SF	SEAMLESS FLOORING
SF-1	SOLID POLYMER PANEL: 3FORM, COLLECTION: VARIA, PATTERN: SOLO, COLOR: WHITE INDESCENT, FRONT AND BACK FINISH: TOP
SF-2	SOLID SURFACE MATERIAL: CORIAN COLOR: (F) COCOA BROWN (BATHROOM COUNTERTOPS)
SF-3	SOLID SURFACE MATERIAL: CORIAN COLOR: (E) HAZARD GRAY (LOCKER ROOM COUNTERTOPS AND BENCHES)
SF-4	SOLID SURFACE MATERIAL: CORIAN COLOR: (B) VANILLA (WINDOW SILLS)
SF-5	SOLID SURFACE MATERIAL: CORIAN COLOR: (B) BURNT AMBER
SF-6	SOLID SURFACE MATERIAL: CORIAN COLOR: (F) FOGGAL
SF-7	SOLID SURFACE MATERIAL: CORIAN COLOR: (F) TIMBERED GLASS
SF-8	SOLID SURFACE MATERIAL: CORIAN COLOR: (F) SAHARA
SF-9	SOLID SURFACE MATERIAL: CORIAN COLOR: (G) SHALE
STC-1	STAINED CONCRETE
VCT-1	VINYL COMPOSITION TILE, ARMSTRONGS 51894 FORTRESS WHITE
VCT-2	VINYL COMPOSITION TILE, ARMSTRONGS 51894 FORTRESS WHITE
VCT-3	VINYL COMPOSITION TILE, ARMSTRONGS 51894 FORTRESS WHITE
VCT-4	VINYL COMPOSITION TILE, ARMSTRONGS 51894 FORTRESS WHITE
WAL-1	WALL COVERING: JN LYNE DAVING, 3234-07 SUGAN WEBER
WAL-2	WALL COVERING: JN LYNE DAVING, 3234-07 SUGAN WEBER
WAL-3	WALL COVERING: JN LYNE DAVING, 3234-07 SUGAN WEBER
WAL-4	WALL COVERING: JN LYNE DAVING, 3234-07 SUGAN WEBER
WAL-5	WALL COVERING: JN LYNE DAVING, 3234-07 SUGAN WEBER
WAL-6	WALL COVERING: JN LYNE DAVING, 3234-07 SUGAN WEBER
WAL-7	WALL COVERING: JN LYNE DAVING, 3234-07 SUGAN WEBER
WAL-8	WALL COVERING: JN LYNE DAVING, 3234-07 SUGAN WEBER
WAL-9	WALL COVERING: JN LYNE DAVING, 3234-07 SUGAN WEBER
WAL-10	WALL COVERING: JN LYNE DAVING, 3234-07 SUGAN WEBER
WAL-11	WALL COVERING: JN LYNE DAVING, 3234-07 SUGAN WEBER
WAL-12	WALL COVERING: JN LYNE DAVING, 3234-07 SUGAN WEBER
WAL-13	WALL COVERING: JN LYNE DAVING, 3234-07 SUGAN WEBER
WAL-14	WALL COVERING: JN LYNE DAVING, 3234-07 SUGAN WEBER
WAL-15	WALL COVERING: JN LYNE DAVING, 3234-07 SUGAN WEBER
WAL-16	WALL COVERING: JN LYNE DAVING, 3234-07 SUGAN WEBER
WAL-17	WALL COVERING: JN LYNE DAVING, 3234-07 SUGAN WEBER
WAL-18	WALL COVERING: JN LYNE DAVING, 3234-07 SUGAN WEBER
WAL-19	WALL COVERING: JN LYNE DAVING, 3234-07 SUGAN WEBER
WAL-20	WALL COVERING: JN LYNE DAVING, 3234-07 SUGAN WEBER
WAL-21	WALL COVERING: JN LYNE DAVING, 3234-07 SUGAN WEBER
WAL-22	WALL COVERING: JN LYNE DAVING, 3234-07 SUGAN WEBER
WAL-23	WALL COVERING: JN LYNE DAVING, 3234-07 SUGAN WEBER
WAL-24	WALL COVERING: JN LYNE DAVING, 3234-07 SUGAN WEBER
WAL-25	WALL COVERING: JN LYNE DAVING, 3234-07 SUGAN WEBER
WAL-26	WALL COVERING: JN LYNE DAVING, 3234-07 SUGAN WEBER
WAL-27	WALL COVERING: JN LYNE DAVING, 3234-07 SUGAN WEBER
WAL-28	WALL COVERING: JN LYNE DAVING, 3234-07 SUGAN WEBER
WAL-29	WALL COVERING: JN LYNE DAVING, 3234-07 SUGAN WEBER
WAL-30	WALL COVERING: JN LYNE DAVING, 3234-07 SUGAN WEBER
WAL-31	WALL COVERING: JN LYNE DAVING, 3234-07 SUGAN WEBER
WAL-32	WALL COVERING: JN LYNE DAVING, 3234-07 SUGAN WEBER
WAL-33	WALL COVERING: JN LYNE DAVING, 3234-07 SUGAN WEBER
WAL-34	WALL COVERING: JN LYNE DAVING, 3234-07 SUGAN WEBER
WAL-35	WALL COVERING: JN LYNE DAVING, 3234-07 SUGAN WEBER
WAL-36	WALL COVERING: JN LYNE DAVING, 3234-07 SUGAN WEBER
WAL-37	WALL COVERING: JN LYNE DAVING, 3234-07 SUGAN WEBER
WAL-38	WALL COVERING: JN LYNE DAVING, 3234-07 SUGAN WEBER
WAL-39	WALL COVERING: JN LYNE DAVING, 3234-07 SUGAN WEBER
WAL-40	WALL COVERING: JN LYNE DAVING, 3234-07 SUGAN WEBER
WAL-41	WALL COVERING: JN LYNE DAVING, 3234-07 SUGAN WEBER
WAL-42	WALL COVERING: JN LYNE DAVING, 3234-07 SUGAN WEBER
WAL-43	WALL COVERING: JN LYNE DAVING, 3234-07 SUGAN WEBER
WAL-44	WALL COVERING: JN LYNE DAVING, 3234-07 SUGAN WEBER
WAL-45	WALL COVERING: JN LYNE DAVING, 3234-07 SUGAN WEBER
WAL-46	WALL COVERING: JN LYNE DAVING, 3234-07 SUGAN WEBER
WAL-47	WALL COVERING: JN LYNE DAVING, 3234-07 SUGAN WEBER
WAL-48	WALL COVERING: JN LYNE DAVING, 3234-07 SUGAN WEBER
WAL-49	WALL COVERING: JN LYNE DAVING, 3234-07 SUGAN WEBER
WAL-50	WALL COVERING: JN LYNE DAVING, 3234-07 SUGAN WEBER
WAL-51	WALL COVERING: JN LYNE DAVING, 3234-07 SUGAN WEBER
WAL-52	WALL COVERING: JN LYNE DAVING, 3234-07 SUGAN WEBER
WAL-53	WALL COVERING: JN LYNE DAVING, 3234-07 SUGAN WEBER
WAL-54	WALL COVERING: JN LYNE DAVING, 3234-07 SUGAN WEBER
WAL-55	WALL COVERING: JN LYNE DAVING, 3234-07 SUGAN WEBER
WAL-56	WALL COVERING: JN LYNE DAVING, 3234-07 SUGAN WEBER
WAL-57	WALL COVERING: JN LYNE DAVING, 3234-07 SUGAN WEBER
WAL-58	WALL COVERING: JN LYNE DAVING, 3234-07 SUGAN WEBER
WAL-59	WALL COVERING: JN LYNE DAVING, 3234-07 SUGAN WEBER
WAL-60	WALL COVERING: JN LYNE DAVING, 3234-07 SUGAN WEBER
WAL-61	WALL COVERING: JN LYNE DAVING, 3234-07 SUGAN WEBER
WAL-62	WALL COVERING: JN LYNE DAVING, 3234-07 SUGAN WEBER
WAL-63	WALL COVERING: JN LYNE DAVING, 3234-07 SUGAN WEBER
WAL-64	WALL COVERING: JN LYNE DAVING, 3234-07 SUGAN WEBER
WAL-65	WALL COVERING: JN LYNE DAVING, 3234-07 SUGAN WEBER
WAL-66	WALL COVERING: JN LYNE DAVING, 3234-07 SUGAN WEBER
WAL-67	WALL COVERING: JN LYNE DAVING, 3234-07 SUGAN WEBER
WAL-68	WALL COVERING: JN LYNE DAVING, 3234-07 SUGAN WEBER
WAL-69	WALL COVERING: JN LYNE DAVING, 3234-07 SUGAN WEBER
WAL-70	WALL COVERING: JN LYNE DAVING, 3234-07 SUGAN WEBER
WAL-71	WALL COVERING: JN LYNE DAVING, 3234-07 SUGAN WEBER
WAL-72	WALL COVERING: JN LYNE DAVING, 3234-07 SUGAN WEBER
WAL-73	WALL COVERING: JN LYNE DAVING, 3234-07 SUGAN WEBER
WAL-74	WALL COVERING: JN LYNE DAVING, 3234-07 SUGAN WEBER
WAL-75	WALL COVERING: JN LYNE DAVING, 3234-07 SUGAN WEBER
WAL-76	WALL COVERING: JN LYNE DAVING, 3234-07 SUGAN WEBER
WAL-77	WALL COVERING: JN LYNE DAVING, 3234-07 SUGAN WEBER
WAL-78	WALL COVERING: JN LYNE DAVING, 3234-07 SUGAN WEBER
WAL-79	WALL COVERING: JN LYNE DAVING, 3234-07 SUGAN WEBER
WAL-80	WALL COVERING: JN LYNE DAVING, 3234-07 SUGAN WEBER
WAL-81	WALL COVERING: JN LYNE DAVING, 3234-07 SUGAN WEBER
WAL-82	WALL COVERING: JN LYNE DAVING, 3234-07 SUGAN WEBER
WAL-83	WALL COVERING: JN LYNE DAVING, 3234-07 SUGAN WEBER
WAL-84	WALL COVERING: JN LYNE DAVING, 3234-07 SUGAN WEBER
WAL-85	WALL COVERING: JN LYNE DAVING, 3234-07 SUGAN WEBER
WAL-86	WALL COVERING: JN LYNE DAVING, 3234-07 SUGAN WEBER
WAL-87	WALL COVERING: JN LYNE DAVING, 3234-07 SUGAN WEBER
WAL-88	WALL COVERING: JN LYNE DAVING, 3234-07 SUGAN WEBER
WAL-89	WALL COVERING: JN LYNE DAVING, 3234-07 SUGAN WEBER
WAL-90	WALL COVERING: JN LYNE DAVING, 3234-07 SUGAN WEBER
WAL-91	WALL COVERING: JN LYNE DAVING, 3234-07 SUGAN WEBER
WAL-92	WALL COVERING: JN LYNE DAVING, 3234-07 SUGAN WEBER
WAL-93	WALL COVERING: JN LYNE DAVING, 3234-07 SUGAN WEBER
WAL-94	WALL COVERING: JN LYNE DAVING, 3234-07 SUGAN WEBER
WAL-95	WALL COVERING: JN LYNE DAVING, 3234-07 SUGAN WEBER
WAL-96	WALL COVERING: JN LYNE DAVING, 3234-07 SUGAN WEBER
WAL-97	WALL COVERING: JN LYNE DAVING, 3234-07 SUGAN WEBER
WAL-98	WALL COVERING: JN LYNE DAVING, 3234-07 SUGAN WEBER
WAL-99	WALL COVERING: JN LYNE DAVING, 3234-07 SUGAN WEBER
WAL-100	WALL COVERING: JN LYNE DAVING, 3234-07 SUGAN WEBER



## RECORD DRAWING

This record drawing has been prepared based upon information provided by others. While this information is believed to be reliable, the DESIGN PROFESSIONAL has not verified its accuracy, and thus is not responsible for the accuracy or completeness of this record drawing or for any errors or omissions which may have been incorporated into it as a result of erroneous information provided by others. Those relying on this record document are advised to obtain independent verification of its accuracy before applying it for any purpose.

3	01/29/10	RECORD DRAWINGS
2	01/07/09	Bulletin #62
1	05/09/08	Bulletin #31
0	05/02/07	For Construction

Rev. Date: Comment:  
Issued: May 2, 2007

## Campus Center

621 West Lombard Street  
University of Maryland, Baltimore  
Baltimore, MD



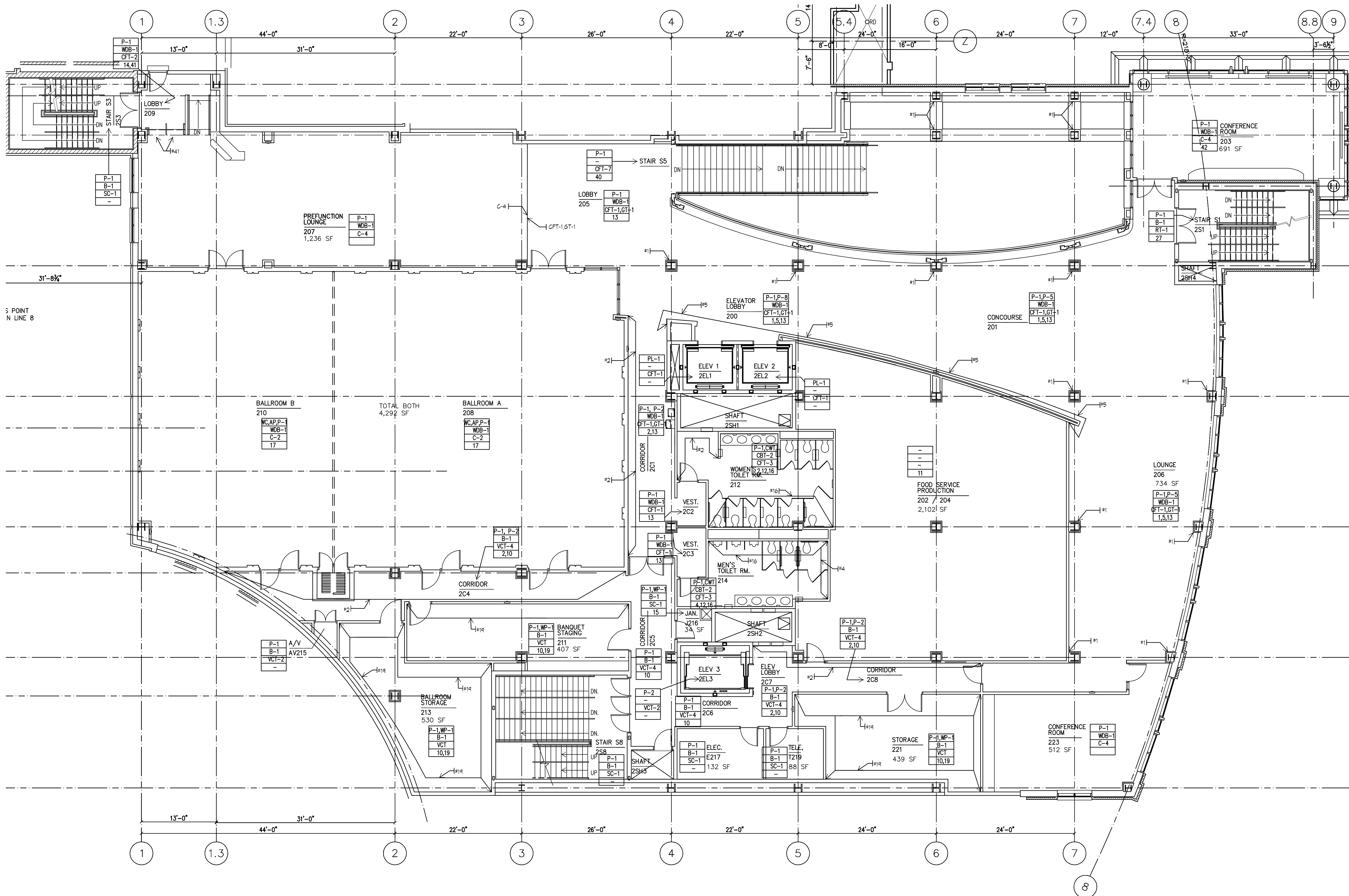
## First Floor Finish Plan

UMB PROJECT NO. 99-311  
WTW PROJECT NO. 70-4091  
© WTW ARCHITECTS REV. #

**A10.1**

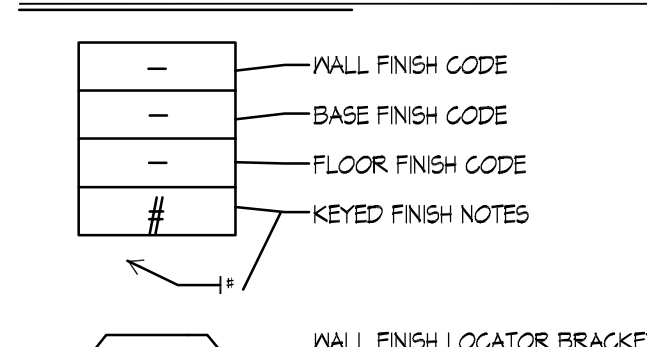
IF THIS DRAWING DOES NOT MEASURE EXACTLY, 3/4" X 45" IT HAS BEEN REDUCED OR ENLARGED. PLEASE DO NOT SCALE THIS DRAWING.





1 SECOND FLOOR FINISH PLAN  
A10.2 1/8" = 1'-0"

SYMBOL LEGEND



GENERAL FINISH NOTES

- KEYED FINISH NOTES BELOW APPLY TO FINISH PLANS ONLY AND ARE NOT FOR REFERENCE ON OTHER DRAWINGS UNLESS INDICATED.
- FINISH MANUFACTURERS, PATTERNS AND COLORS INDICATED ARE INTENDED TO ESTABLISH MINIMUM ACCEPTABLE DESIGN PARAMETERS. ACCEPTABLE ALTERNATE MANUFACTURERS, PATTERNS AND COLORS MAY BE ACCEPTED OR REJECTED BY THE ARCHITECT ON THE BASIS OF AESTHETIC CRITERIA ALONE.
- AREAS TO RECEIVE CERAMIC, CERAMIC MOSAIC, OR QUARRY FLOOR TILE, INDICATED WITH FLOOR DRAINS, ARE TO BE INSTALLED 1/4" SET; ALL NET AREAS, SUCH AS KITCHEN & TOILET/SHOWER AREAS TO RECEIVE WATERPROOFING.
- HOLLOW METAL DOOR/WINDOW FRAMES TO BE PAINT P-9 UNLESS NOTED OTHERWISE.
- OVERALL PAINT COLOR TO BE PAINT P-1 UNLESS NOTED OTHERWISE.
- ALL WALL FINISHES TO BE FULL HEIGHT OF WALL TO CEILING OR EXPOSED DECK, UNLESS NOTED OTHERWISE.
- PAINTED STEEL HANDRAILS AT STAIRS, RAMP, ETC. TO INCLUDE EXPOSED STEEL GUARDRAILS, PICKETS, PIPE RAILS, STRINGERS, CHANNEL BRACKETS, STAIR FINS, ETC. PAINT COLOR TO BE P-1.
- FINISH PLANS DO NOT INDICATE CEILING FINISHES OR TYPES. SEE ARCH SERIES DRAWINGS FOR CEILING INFORMATION.
- REFER TO SPECIFICATION MANUAL FOR ALL FINISH MATERIAL INFORMATION, INCLUDING ELEVATOR FINISHES.
- REFER TO SHEET A10.1 FOR ALTERNATE FINISH MATERIALS.
- REFER TO SHEET A10.3 FOR ALL FLOOR MATERIALS FINISH TRANSITION DETAILS.

KEYED FINISH NOTES


- COLUMNS TO BE PAINTED P-4.
- WALL TO BE PAINTED P-2. IF COLUMN, COLUMN TO BE PAINTED THIS COLOR ON ALL SIDES U.O.N.
- WALL TO BE PAINTED P-4. IF COLUMN, COLUMN TO BE PAINTED THIS COLOR ON ALL SIDES U.O.N.
- WALL TO BE PAINTED P-4. IF COLUMN, COLUMN TO BE PAINTED THIS COLOR ON ALL SIDES U.O.N.
- WALL TO BE PAINTED P-5. IF COLUMN, COLUMN TO BE PAINTED THIS COLOR ON ALL SIDES U.O.N.
- WALL TO BE PAINTED P-6. IF COLUMN, COLUMN TO BE PAINTED THIS COLOR ON ALL SIDES U.O.N.
- WALL TO BE PAINTED P-7. IF COLUMN, COLUMN TO BE PAINTED THIS COLOR ON ALL SIDES U.O.N.
- WALL TO BE PAINTED P-8. IF COLUMN, COLUMN TO BE PAINTED THIS COLOR ON ALL SIDES U.O.N.
- ALL STEEL COUNTERTOP SUPPORTS TO BE PAINTED P-1.
- FLOOR TO BE RANDOM PATTERN 60% VCT-1, 40% VCT-3. SEE PATTERN EXAMPLE P1 ON SHEET A10.8.
- ROOM TO BE FINISHED BY OUTSIDE VENDOR.
- WALL FINISH TO BE PATTERN OF GNT-1, GNT-6, AND GNT-1. TILE TO BE FULL HEIGHT ON PLUMBING WALLS ONLY; ALL OTHER WALLS TO BE P-1 U.O.N. SEE ARCH SERIES DRAWINGS FOR WALL PATTERN TYPICALS.
- SEE DRAWINGS A10.8, A10.9, A10.10, AND A10.11 FOR FLOOR PATTERN DRAWINGS.
- GNT-3 TO BE USED ON RAMP IN THIS AREA. KP-1 TO INSTALL 1'-0" BEYOND BOTH EDGES OF MOP BASIN.
- KP-1 TO BE INSTALLED ON TWO WALLS BEHIND MOP BASIN TO 4'-0" AFF. KP-1 TO EXCEED 1'-0" BEYOND BOTH EDGES OF MOP BASIN.
- THE FINISH LOCATOR BRACKET ONLY.
- WALL FINISH TO BE COMBINATION OF KC-1, KC-2, WOOD TRIM AND CHAIRRAIL AND PAINTED GYPSUM. SEE ELEVATIONS ON AT SERIES DRAWINGS FOR FINISH LOCATIONS.
- BASE TO BE 6" HIGH IN THIS AREA ONLY.
- KP-1 TO BE INSTALLED ON INDICATED WALLS TO 8'-0" AFF. P-1 ABOVE.
- THIS AREA TO RECEIVE A FLOOR AND WALL SYSTEM.
- WOOD FLOOR TO RECEIVE 6" HIGH ALUMINUM BASE AT THIS AREA.
- WALL TO BE PAINTED P-1.
- FLOOR FINISH TO BE COMBINATION OF GNT-4, GNT-5 AND GNT-6. SEE PATTERN ON SHEETS A10.8, A10.9, A10.10, AND A10.11 FOR FLOOR PATTERN.
- WALL FINISH TO BE COMBINATION OF GNT-2, GNT-3 AND GNT-4. SEE SHEETS A10.8, A10.9, A10.10, AND A10.11 FOR TILE PATTERNS. SEE ARCH SERIES DRAWINGS FOR TILE LOCATIONS.
- FLOOR FINISH TO BE COMBINATION OF GNT-4, GNT-5 AND GNT-6. SEE SHEETS A10.8, A10.9, A10.10, AND A10.11 FOR PATTERN. TO BE INSTALLED WITH WATER PROOF MEMBRANE.
- WALL FINISH TO BE COMBINATION OF GNT-2, GNT-3 AND GNT-4. SEE SHEETS A10.8, A10.9, A10.10 AND A10.11 FOR PATTERN. TO BE INSTALLED WITH WATER PROOF MEMBRANE.
- STAIR FINISH: INTERMEDIATE LANDINGS TO BE RT-1, U.O.N. STAIR TREADS AND RISERS TO BE RUBBER. RUBBER FLOORS ALWAYS RECEIVE RUBBER BASE, B-1.
- FLOOR FINISH TO BE COMBINATION OF GNT-4, GNT-5, GNT-6. SEE SHEETS A10.8, A10.9, A10.10, AND A10.11 FOR FLOOR PATTERNS.
- ALTERNATE MATERIALS FOR POOL DECK ONLY TO BE P-1, A10.11 ABOVE.
- SEE POOL DRAWINGS FOR POOL SPECIFICATIONS AND CONSTRUCTION. POOL LANE MARKERS TO BE GNT-6.
- WALL FINISH TO BE COMBINATION OF GNT-4, GNT-5, GNT-6. SEE SHEETS A10.8, A10.9, A10.10 AND A10.11 FOR TILE PATTERNS. SEE ARCH SERIES DRAWINGS FOR TILE AND PAINT LOCATIONS.
- FLOOR FINISH TO BE COMBINATION OF GNT-4 AND GNT-6. SEE SHEETS A10.8, A10.9, A10.10, AND A10.11 FOR FLOOR PATTERNS.
- WALL FINISH TO BE GNT-4 FULL HEIGHT OF WALL ON INDICATED WALL ONLY. ALL OTHER WALLS TO BE P-1.
- NOT USED.
- INTEGRAL FLOOR/BASE MATERIAL.
- FINISHES NOTED IN THIS BLOCK TO APPLY TO ENTIRE POOL DECK.
- USE BASE TO MATCH FLOOR PRODUCT FROM SAME MANUFACTURER.
- STAIR MATERIAL TO BE EXPOSED GALVANIZED STEEL.
- STAIR TO HAVE WOOD HANDRAIL. STAIR TO MATCH KP-1.
- GWB SPOFFIT IN STAIRWELL TO BE PAINTED P-1 TO MATCH WALL.
- STAIR FINISHES: STAIR RAIL, WOOD GRIP RAIL FINISH TO BE P-1. WOOD GRIP RAIL, CAP FINISH TO BE P-1. STAINLESS STEEL AND GLASS MODULAR RAILING SYSTEM WITH CLEAR GLASS PANELS; STAIR STEPS: GNT-1, SLIP-RESISTANT NOSING BALCO FT-223 IN ALUMINUM MILL FINISH WITH BLACK ABRASIVE INSERTS, STAINLESS STEEL RISERS, AND PAINTED TIE STEEL STRINGERS. STRINGERS BROWN AT FLOOR TRANSITION.
- PROVIDE AND INSTALL ROPPE STAIR TREAD P-13 TEXTURED DESIGN COLOR: P-13 ALMOND WITH ABRASIVE STRIP COLOR TEAK BROWN AT FLOOR TRANSITION.
- DO NOT INSTALL WALL BASE AT BRICK WALL IN THIS ROOM.

FINISH SCHEDULE

CODE	FINISH MATERIAL
AP	ACOUSTIC PANEL, PANEL FABRIC - MAHARAM TEK-WALL RYA 35840 COLOR: 002 PAPYRUS, 100% POLYOLEFIN, 54"X1
B-1	RUBBER BASE: ROPPE P183 BLACK-BROWN
C-1	CARPET TILE/MOHAWK A22 MC102 15488 JAVA
C-2	CARPET BROADLOOM: LEE'S THOUGHT PATTERNS CUSTOM SAMPLE STYLE #P1036 SAMPLE #5001 07901
C-3	CARPET BROADLOOM: LEE'S FINE FORM D0366 H48 ENVOISITE BRAB
C-4	CARPET BROADLOOM: LEE'S FINE FORM D0366 H442 IMPERIAL RED
C-5	CARPET BROADLOOM: LEE'S GERSHWIN L0446 H200 BROWN BARK
C-6	CARPET BROADLOOM: LEE'S GERSHWIN L0446 H204 BASKET BEIGE
C-7	CARPET TILE: MANNINGTON VARIATIONS STRIPES COLOR: ACCORN (ACCORN) MONOLITHIC INSTALLATION.
CB-1	CARPET BASE: TO MATCH CARPET SPECIFIED FOR AREA
CBT-1	CERAMIC BASE TILE: DALTILE COLORBODY PORCELAIN TILE ARDESIA #P168 NERO GOLD SIZE: 3'X12"
CBT-2	CERAMIC BASE TILE: DALTILE COLORBODY PORCELAIN TILE ALTA VISTA HAVSI SUNSET GOLD SIZE: 12" X 12"
CBT-3	CERAMIC BASE TILE: DALTILE COLORBODY PORCELAIN TILE ARDESIA #P168 NERO GOLD SIZE: 12'X12"
CBT-4	CERAMIC BASE TILE: DALTILE KEYSTONE PORCELAIN TILE COVE BASE KC-333 SIZE: 2'X1' COLOR TO MATCH WALL TILE SPECIFIED FOR AREA.
GNT-1	CERAMIC FLOOR TILE: DALTILE COLORBODY PORCELAIN TILE ARDESIA #P168 NERO SIZE: 18'X18"
GNT-2	CERAMIC FLOOR TILE: DALTILE COLORBODY PORCELAIN TILE ALTA VISTA HAVSI CROSS TREAD TEXTURE SIZE: 8'X8"
GNT-3	CERAMIC FLOOR TILE: DALTILE COLORBODY PORCELAIN TILE ALTA VISTA HAVSI SUNSET GOLD SIZE: 12'X12"
GNT-4	CERAMIC FLOOR TILE: DALTILE KEYSTONE PORCELAIN TILE COLOR/MEXICAN SAND D118 SIZE: 2'X2"
GNT-5	CERAMIC FLOOR TILE: DALTILE KEYSTONE PORCELAIN TILE COLOR/LIMINARY GOLD D142 SIZE: 2'X2"
GNT-6	CERAMIC FLOOR TILE: DALTILE KEYSTONE PORCELAIN TILE COLOR/COBALT BLUE D023 SIZE: 2'X2"
GNT-7	CERAMIC FLOOR TILE: DALTILE COLORBODY PORCELAIN TILE ARDESIA #P168 NERO SIZE: 12'X12"
GNT-8	CERAMIC WALL TILE: DALTILE COLORBODY PORCELAIN TILE ALTA VISTA HAVSI SUNSET GOLD SIZE: 12'X12"
GNT-9	CERAMIC WALL TILE: DALTILE KEYSTONE PORCELAIN TILE COLOR: GOLD DUST D188 SIZE: 2'X2"
GNT-10	CERAMIC WALL TILE: DALTILE KEYSTONE PORCELAIN TILE COLOR: LIMINARY GOLD D142 SIZE: 2'X2"
GNT-11	CERAMIC WALL TILE: DALTILE KEYSTONE PORCELAIN TILE COLOR: COBALT BLUE D023 SIZE: 2'X2"
GNT-12	CERAMIC WALL TILE: DALTILE KEYSTONE PORCELAIN TILE COLOR/MEXICAN SAND D118 SIZE: 2'X2"
GNT-13	CERAMIC WALL TILE: DALTILE COLORBODY PORCELAIN TILE DIAMANTE MOKA P021 UNPOLISHED SIZE: 12'X24"
GNT-14	CERAMIC WALL TILE: DALTILE COLORBODY PORCELAIN TILE DIAMANTE ARDESIA P021 UNPOLISHED SIZE: 12' X 24"
GT-1	GRANITE FLOOR TILE: FLAME FINISH GRANITE ACCENT TILE 12'X12"X1/2"THICK COLOR: ABSOLUTE BLACK, AVAILABLE FROM UNIVERSAL MARBLE AND GRANITE
GT-2	GRANITE SLAB: POLISHED FINISH (SEE SPEC SECTION 064022)
P-1	PANT: BENJAMIN MOORE 2154-60 FILTERED SUNLIGHT
P-2	PANT: BENJAMIN MOORE 2154-40 AMBER WAVES. WHEN USED ON ELEVATOR CAB WALLS, ENTIRE FOLLOWING ASSEMBLY TO BE USED: CAB WALLS ARE TO BE PAINTED FINISH P-2. CAB CEILING ARE TO BE EGGSHELL SUSPENDED CEILING FINISH ALUMINUM. BUNKER RAILS ARE TO BE SOLID BAK FINISH SATIN STAINLESS STEEL LOCATED ON ALL THREE SIDES OF ELEVATOR.
P-3	PANT: BENJAMIN MOORE 307 CORN HUSK
P-4	PANT: BENJAMIN MOORE 2159-30 DELIGHTFUL GOLDEN
P-5	PANT: BENJAMIN MOORE 2020-10 SCOTCH RED
P-6	PANT: BENJAMIN MOORE 1938 WILLOW CREST
P-7	PANT: BENJAMIN MOORE 1915 RAINY AFTERNOON
P-8	PANT: BENJAMIN MOORE 2151-20 MIDWINTER NIGHT
P-9	PANT: BENJAMIN MOORE 2020-10 RED
P-10	PANT: BENJAMIN MOORE 2140-30 OKLAHOMA WHEAT
P-11	PANT: BENJAMIN MOORE CLASSIC COLORS SUPER WHITE
P-12	PANT: WOLF GORDON, SCUFFMASTER, SOLID METAL COLLECTION COLOR:5M123, SHEEN: SATIN
PL-1	PLASTIC LAMINATE: NILSONART 14786-60 BURNISHED CHESTNUT
PL-2	PLASTIC LAMINATE: MONTE AVISO OLIVE SERENITY
PL-3	PLASTIC LAMINATE: NILSONART 4025-60 ANTIQUE BRUSH
PL-4	PLASTIC LAMINATE: NEVAMAR PD6002T PAINTED WOODLANDS TEXTURED
PL-5	PLASTIC LAMINATE: MONTE AVISO CARRY FIBER BEIGE
PL-6	PLASTIC LAMINATE: NILSONART D161-60 SLATE GREY
PL-7	PLASTIC LAMINATE: FORMICA DECONETAL 4194 STAINLESS ALUMINUM
PL-8	PLASTIC LAMINATE: NEVAMAR PR400T PAPER 37, TROPIC TEXTURED
PL-9	PLASTIC LAMINATE: NILSONART 10145-60 FANTHILL PEAR
RSF-1	RESILIENT SHEET FLOORING: MONDO, SPORTS IMPACT FLOORING COLOR: 011 MEDIUM GRAY.
RSF-2	RESILIENT SHEET FLOORING: MONDO, SPORTS IMPACT FLOORING COLOR: 062 SAND.
RSF-3	RESILIENT SHEET FLOORING: MONDO, SPORTS IMPACT FLOORING COLOR: 041 RED.
RSF-4	RESILIENT SHEET FLOORING: LEE'S NEGLOR PALMA NOTRE COLOR CAB BRICK.
RSF-5	RESILIENT SHEET FLOORING: MONDO, ADVANCED TRIPLE LAYER SYSTEM COLOR: SEE SPEC SECTION 04622
RSF-6	RESILIENT SHEET FLOORING: MONDO, SPORT FLEX COLOR: SEE SPEC SECTION 04622
RS-1	RUBBER SHEET FLOORING: NORA RUBBER FLOORING NORAPLAN STONE AL COLOR: 1150 AGATE GREY
RT-1	RUBBER TILE FLOORING: ROPPE FIESTA TILE COLOR: 455 ALMENDORA WITH TEXTURE P183 TEXTURED DESIGN. WHEN USED ON STAIRS, ENTIRE FOLLOWING ASSEMBLY TO BE USED: RISERS AND STRINGERS TO BE ROPPE FIESTA RISERS AND STRINGERS COLOR: ALMENDORA NO TEXTURE. TREADS TO BE ROPPE TREADS P-13 TEXTURED DESIGN COLOR: P-13 ALMOND WITH ABRASIVE STRIP IN COLOR TEAK BROWN
SC-1	SEALED CONCRETE
SF	SEAMLESS FLOORING
SF-1	SOLID POLYMER PANEL: 3FORM, COLLECTION: VARIA, PATTERN: SOLO, COLOR: WHITE IRESCENT, FRONT AND BACK FINISH: TOP
SF-2	SOLID SURFACE MATERIAL: CORIAN COLOR: (F) COCOA BROWN (BATHROOM COUNTERTOPS)
SF-3	SOLID SURFACE MATERIAL: CORIAN COLOR: (E) MARDI GRAS (LOCKER ROOM COUNTERTOPS AND BENCHES)
SF-4	SOLID SURFACE MATERIAL: CORIAN COLOR: (B) VANILLA (WINDOW SILLS)
SF-5	SOLID SURFACE MATERIAL: CORIAN COLOR: (B) BURNT AMBER
SF-6	SOLID SURFACE MATERIAL: CORIAN COLOR: (F) FOSSIL
SF-7	SOLID SURFACE MATERIAL: CORIAN COLOR: (F) TUMBLED GLASS
SF-8	SOLID SURFACE MATERIAL: CORIAN COLOR: (F) SAVANNA
SF-9	SOLID SURFACE MATERIAL: CORIAN COLOR: (C) SHALE
STC-1	STAINED CONCRETE
VCT-1	VINYL COMPOSITION TILE: ARMSTRONG 3189A FORTRESS WHITE
VCT-2	VINYL COMPOSITION TILE: ARMSTRONG 31830 COTTAGE TAN
VCT-3	VINYL COMPOSITION TILE: ARMSTRONG 31805 CAMEL BEIGE
VCT-4	VINYL COMPOSITION TILE: ARMSTRONG 31071 FIELD GRAY
KC-1	MALLCOVERING: J-M LYNNE DAVINO J524-01 SICILIAN UMBER
KC-2	MALLCOVERING: J-M LYNNE DAVINO LEAF J521-01 SICILIAN UMBER
WDB-1	WOOD BASE: 1X 4" SIMPLE PROFILE STAINED WOOD BASE
WDF-1	WOOD FLOORING: CONNOR 'NEOSHOX' (SPEC SECTION 04622)
WPF-1	WALL OFF MAT: MATS INC. RECESSED COCOA MAT COLOR: 01 CHARCOAL
KP-1	WALL PROTECTION: C/S ACROVYN 2407 SHEET COLOR: 101 FRENCH CREAM
W6-1	WOOD STAIN - TO MATCH METRO, MEDIUM MAPLE 1012 (ALL ARCHITECTURAL AND MILLWORK WOOD)

FGTS-IFABRIC COVERED TACKABLE SURFACE, FABRIC - MAHARAM DIALOGUE 400404 COLOR: 002 MILD RICE, 100% POLYESTER, 66"X1

IF THIS DRAWING DOES NOT MEASURE EXACTLY, IT HAS BEEN REDUCED OR ENLARGED. PLEASE DO NOT SCALE THIS DRAWING.



WBCO - Architects  
Whitney Bailey Cox & Magnani, LLC -  
Consulting Engineers  
849 Fairmount Ave. Suite 100  
Baltimore, MD 21286 (410) 512-4500

RECORD DRAWING

This record drawing has been prepared based upon information provided by others. While this information is believed to be reliable, the DESIGN PROFESSIONAL has not verified its accuracy, and thus is not responsible for the accuracy or completeness of this record drawing or for any errors or omissions which may have been incorporated into it as a result of erroneous information provided by others. Those relying on this record document are advised to obtain independent verification of its accuracy before applying it for any purpose.

3	01/29/10	RECORD DRAWINGS
2	01/07/09	Bulletin #62
1	05/09/08	Bulletin #31
0	05/02/07	For Construction

Rev. Date: Comment:  
Issued: May 2, 2007

Campus Center

621 West Lombard Street  
University of Maryland, Baltimore  
Baltimore, MD

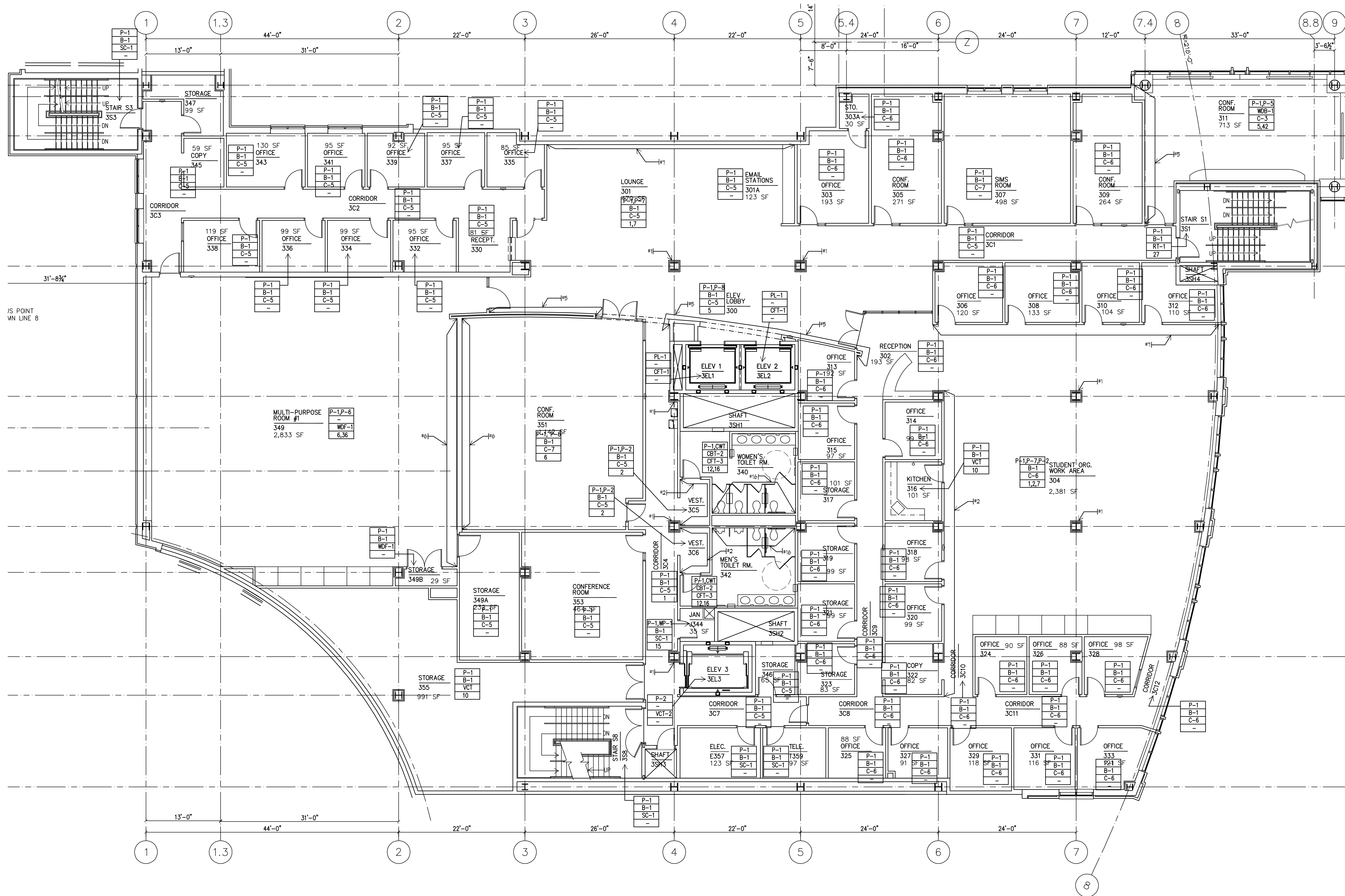


Second Floor Finish Plan

UMB PROJECT NO. 99-311  
WTW PROJECT NO. 70-4091  
© WTW ARCHITECTS REV.#

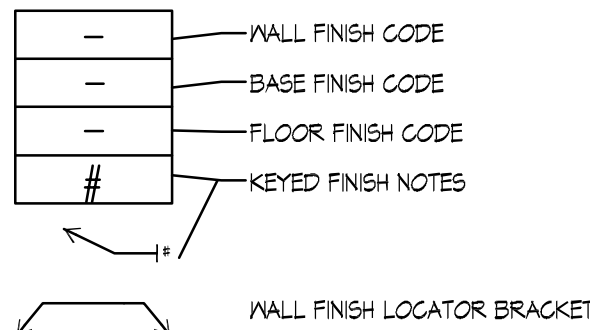
A10.2





**1 THIRD FLOOR FINISH PLAN**  
A10.3 1/8" = 1'-0"

#### SYMBOL LEGEND



#### GENERAL FINISH NOTES

- KEYED FINISH NOTES BELOW APPLY TO FINISH PLANS ONLY AND ARE NOT FOR REFERENCE ON OTHER DRAWINGS UNLESS INDICATED.
- FINISH MANUFACTURERS, PATTERNS AND COLORS INDICATED ARE INTENDED TO ESTABLISH MINIMUM ACCEPTABLE DESIGN PARAMETERS. ACCEPTABLE ALTERNATE MANUFACTURERS ARE LISTED IN THE SPECIFICATIONS AND MAY BE ACCEPTED OR REJECTED BY THE ARCHITECT ON THE BASIS OF AESTHETIC CRITERIA ALONE.
- AREAS TO RECEIVE CERAMIC, CERAMIC MOSAIC, OR QUARRY FLOOR TILE INDICATED WITH FLOOR DRAINS ARE TO BE INSTALLED "MID SET". ALL NET AREAS SUCH AS KITCHEN & TOILET SHOWER AREAS TO RECEIVE WATERPROOFING.
- HOLLOW METAL DOOR/WINDOW FRAMES TO BE PAINT P-8 UNLESS NOTED OTHERWISE.
- OVERALL PAINT COLOR TO BE PAINT P-1 UNLESS NOTED OTHERWISE.
- ALL WALL FINISHES SHALL BE TO FULL HEIGHT OF WALL CEILING OR EXPOSED DECK. UNLESS NOTED OTHERWISE.
- PAINTED STEEL HANDRAILS AT STAIRS, RAMP, ETC. TO INCLUDE EXPOSED STEEL GUARDRAILS, PICKETS, PIPE RAILS, STRINGERS, CHANNEL STRINGERS, STEEL PANS, ETC. PAINT COLOR TO BE P-8.
- FINISH PLANS DO NOT INDICATE CEILING FINISHES OR TYPES. SEE AT SERIES DRAWINGS FOR CEILING INFORMATION.
- REFER TO SPECIFICATION MANUAL FOR ALL FINISH MATERIAL INFORMATION, INCLUDING ELEVATOR FINISHES.
- REFER TO SHEET A10.11 FOR ALTERNATE FINISH MATERIALS.
- REFER TO SHEET A10.9 FOR ALL FLOOR MATERIALS FINISH TRANSITION DETAILS.

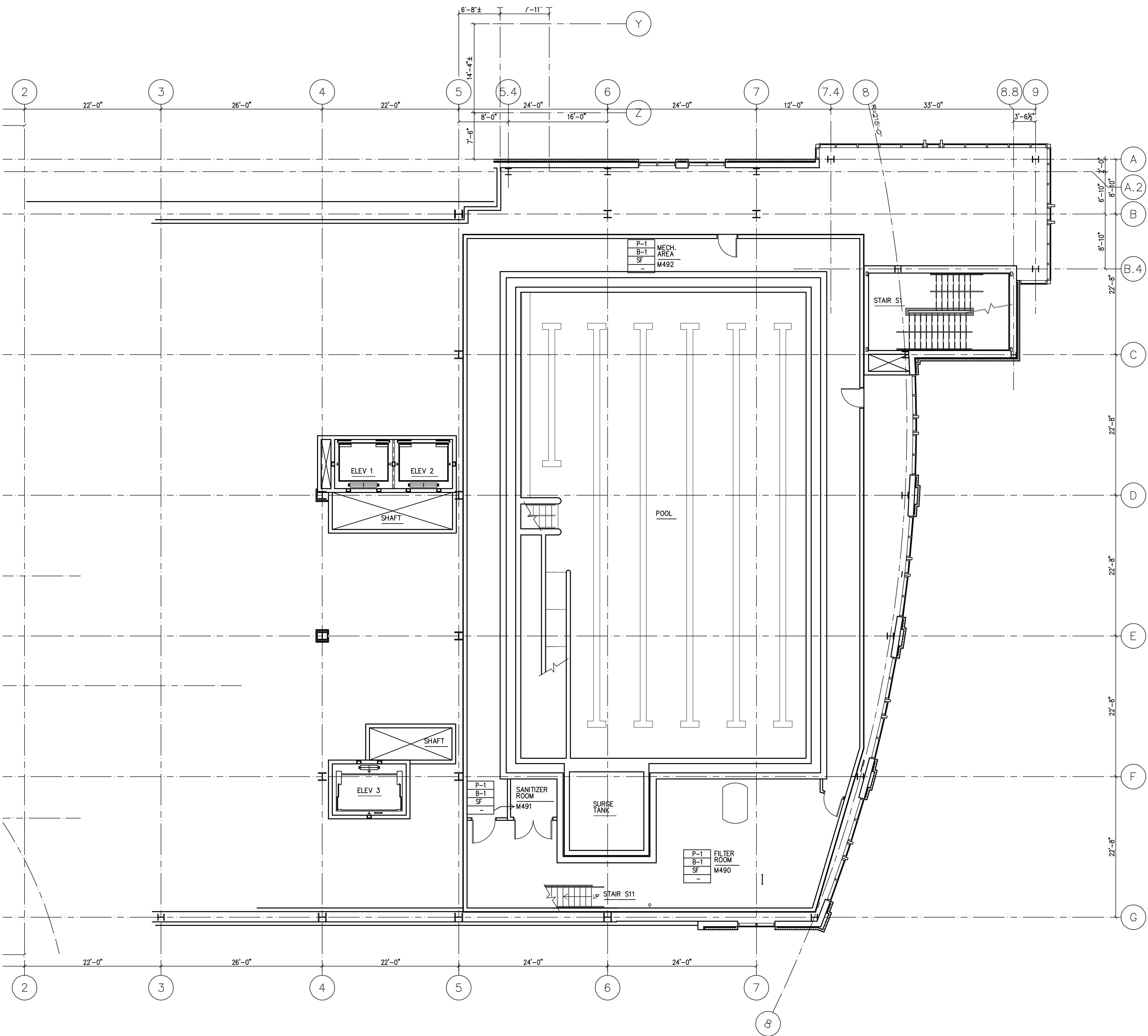
#### KEYED FINISH NOTES

- COLUMN TO BE PAINTED P-4.
- WALL TO BE PAINTED P-2. IF COLUMN, COLUMN TO BE PAINTED THIS COLOR ON ALL SIDES U.O.N.
- WALL TO BE PAINTED P-3. IF COLUMN, COLUMN TO BE PAINTED THIS COLOR ON ALL SIDES U.O.N.
- WALL TO BE PAINTED P-4. IF COLUMN, COLUMN TO BE PAINTED THIS COLOR ON ALL SIDES U.O.N.
- WALL TO BE PAINTED P-5. IF COLUMN, COLUMN TO BE PAINTED THIS COLOR ON ALL SIDES U.O.N.
- WALL TO BE PAINTED P-6. IF COLUMN, COLUMN TO BE PAINTED THIS COLOR ON ALL SIDES U.O.N.
- WALL TO BE PAINTED P-7. IF COLUMN, COLUMN TO BE PAINTED THIS COLOR ON ALL SIDES U.O.N.
- WALL TO BE PAINTED P-8. IF COLUMN, COLUMN TO BE PAINTED THIS COLOR ON ALL SIDES U.O.N.
- ALL STEEL COUNTERTOP SUPPORTS TO BE PAINTED P-1.
- FLOOR TO BE RANDOM PATTERN OF 60% VCT-1, 40% VCT-2, 40% VCT-3. SEE PATTERN EXAMPLE P1 ON SHEET A10.8.
- ROOM TO BE FINISHED BY OUTSIDE VENDOR.
- WALL FINISH TO BE PATTERN OF GWT-1, GWT-6, AND GWT-7. TILE TO BE FULL HEIGHT ON PLUMBING WALLS ONLY; ALL OTHER WALLS TO BE P-1 U.O.N. SEE AT SERIES DRAWINGS FOR WALL PATTERN TYPICALS. SEE SHEET A10.9 FOR FLOOR PATTERN TYPICALS.
- SEE DRAWINGS A10.8, A10.9, A10.10, AND A10.11 FOR FLOOR PATTERN DRAWINGS.
- CFT-2 TO BE USED ON RAMP IN THIS AREA.
- WP-1 TO BE INSTALLED ON TWO X10 WALLS BEHIND WOP BASIN TO 4'-0" AFF. WP-1 TO EXTEND 1'-0" BEYOND BOTH EDGES OF WOP BASIN.
- TILE ON INDICATED WALL ONLY.
- WALL FINISH TO BE COMBINATION OF VC-2, WOOD TRM AND CHARRAL AND PAINTED GYPSUM. SEE ELEVATIONS ON AT SERIES DRAWINGS FOR FINISH LOCATIONS.
- CFT-2 TO BE 5' HIGH IN SHOWER AREAS.
- WP-1 TO BE INSTALLED ON INDICATED WALLS TO 8'-0" AFF. P-1 ABOVE.
- THIS AREA TO RECEIVE A FLOOR AND WALL SYSTEM.
- WOOD FLOOR TO RECEIVE 6" HIGH ALUMINUM BASE AT THIS AREA.
- WALL TO BE PAINTED P-4.
- FLOOR FINISH TO BE COMBINATION OF CFT-4, CFT-5 AND CFT-6. SEE PATTERN ON SHEETS A10.8, A10.9, A10.10, AND A10.11 FOR FLOOR FINISH.
- WALL FINISH TO BE COMBINATION OF CWT-2, CWT-3 AND CWT-4. SEE SHEETS A10.8, A10.9, A10.10, AND A10.11 FOR TILE PATTERN. SEE AT SERIES DRAWINGS FOR TILE LOCATIONS. P-2 CERAMIC TILE TO BE 8'-0" AFF. P-1 ABOVE.
- FLOOR FINISH TO BE COMBINATION OF CFT-4, CFT-5 AND CFT-6. SEE SHEETS A10.8, A10.9, A10.10, AND A10.11 FOR PATTERN. TO BE INSTALLED WITH WATER PROOF MEMBRANE.
- WALL FINISH TO BE COMBINATION OF CFT-2, CWT-3 AND CWT-4. SEE SHEETS A10.8, A10.9, A10.10 AND A10.11 FOR PATTERN. TO BE INSTALLED WITH WATER PROOF MEMBRANE.
- STAR FINISH INTERMEDIATE LANDINGS TO BE RT-1, U.O.G. STAR TREADS AND RISERS TO BE RUBBER. RUBBER FINISHES ALWAYS RECEIVE RUBBER BASE. B-1.
- FLOOR FINISH TO BE COMBINATION OF CFT-4, CFT-5. SEE SHEETS A10.8, A10.9, A10.10, AND A10.11 FOR FLOOR PATTERN. ALTERNATE MATERIALS FOR POOL DECK ONLY TO BE 8'-0" AFF. WITH A TILE BORDER AROUND POOL.
- SEE FLOOR DRAWINGS FOR POOL SPECIFICATIONS AND CONSTRUCTION. POOL LANE HANDRAILS TO BE CFT-6.
- FLOOR FINISH TO BE COMBINATION OF CWT-2, CWT-3, CWT-4, CWT-5. SEE SHEETS A10.8, A10.9, A10.10 AND A10.11 FOR TILE PATTERN. SEE AT SERIES DRAWINGS FOR TILE AND PAINT LOCATIONS.
- FLOOR FINISH TO BE COMBINATION OF CFT-4 AND CFT-6. SEE SHEETS A10.8, A10.9, A10.10, AND A10.11 FOR FLOOR PATTERN.
- WALL FINISH TO BE CWT-4 FULL HEIGHT OF WALL ON INDICATED WALL ONLY. ALL OTHER WALLS TO BE P-1.
- BASE CHANGES FROM CFT-1 TO B-1 AT C-1/VCT-1 TRANSITION. CHANGE BASE AT INSIDE CORNER.
- INTEGRAL FLOOR/BASE MATERIAL.
- FINISHES NOTED IN THIS BLOCK TO APPLY TO ENTIRE POOL DECK.
- USE BASE TO MATCH FLOOR PRODUCT FROM SAME MANUFACTURER.
- STAR MATERIAL TO BE EXPOSED GALVANIZED STEEL.
- STAR TO HAVE MOOD HANDRAIL. STAR TO MATCH #6-1.
- GRIP RAIL FINISHES - STAR RAIL MOOD GRIP RAIL FINISH TO BE #6-1 MOOD GRIP RAIL CAP FINISH TO BE #6-1, STAINLESS STEEL, AND SLASH MODULAR RAIL RAIL GLASS PANELS. STAR STEPS CFT-1, SUR RESISTANT MODULAR DOOR WT-223 X ALUMINUM (MIL. FINISH) WITH BLACK ABRASIVE INSERTS, STAINLESS STEEL RISERS, AND PAINTED TUBE STEEL STRINGERS. STRINGERS TO BE PAINTED P-12.
- PROVIDE AND INSTALL ROPPE STAR TREAD #B3 TEXTURED DESIGN COLOR: #B3 BLACK BROWN WITH ABRASIVE STRIP COLOR TEAK BROWN AT FLOOR TRANSITION.
- DO NOT INSTALL WALL BASE AT BRICK WALL IN THIS ROOM.

#### FINISH SCHEDULE

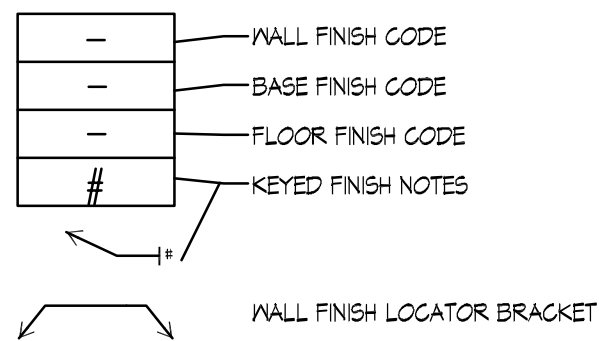
CODE	FINISH MATERIAL
AC-2	ACROSTIC PANEL, PANEL FABRIC - MAHARAM TEK-MALL RYA 3840 COLOR: 002 PAPHYRUS, 100% POLYOLEFIN, 54"X
B-1	RUBBER BASE, ROPPE #B3 BLACK-BROWN
C-1	CARPET TILE, MONARK ACZ MC102 1949B JAVA
C-2	CARPET BROADLOOM, LEES THOUGHT PATTERNING CUSTOM SAMPLE STYLE #F036 SAMPLE 150011 Q101
C-3	CARPET BROADLOOM, LEES FINE FORM D0366 #436 EXQUISITE BRASS
C-4	CARPET BROADLOOM, LEES FINE FORM D0366 #442 BIRCH BARK
C-5	CARPET BROADLOOM, LEES GERSHWIN L046 #208 BIRCH BARK
C-6	CARPET BROADLOOM, LEES GERSHWIN L046 #204 BARK BEIGE
C-7	CARPET TILE, VANISTON VARIATIONS STRIPES COLOR: #CORN (MONOLITHIC INSTALLATION)
CB-1	CERAMIC BASE, TO MATCH CARPET SPECIFIED FOR AREA
CBT-1	CERAMIC BASE TILE, DALTILE COLORBODY PORCELAIN TILE ARDESIA #P168 NERO BULLNOSE SIZE: 9"X12"
CBT-2	CERAMIC BASE TILE, DALTILE COLORBODY PORCELAIN TILE ALTA #V1A HAVS1 SUNSET GOLD SIZE: 12" X 12"
CBT-3	CERAMIC BASE TILE, DALTILE COLORBODY PORCELAIN TILE CROSS-COLORS TILE ARDESIA #P168 NERO BULLNOSE SIZE: 9"X12"
CBT-4	CERAMIC BASE TILE, DALTILE KEYSTONE PORCELAIN TILE COVE BASE #C-893 SIZE: 2'X1' COLOR TO MATCH WALL TILE SPECIFIED FOR AREA
CFT-1	CERAMIC FLOOR TILE, DALTILE COLORBODY PORCELAIN TILE ARDESIA #P168 NERO SIZE: 18"X18"
CFT-2	CERAMIC FLOOR TILE, DALTILE COLORBODY PORCELAIN TILE CROSS-COLORS TILE ARDESIA #P168 NERO SIZE: 18"X18"
CFT-3	CERAMIC FLOOR TILE, DALTILE COLORBODY PORCELAIN TILE ALTA #V1A HAVS1 SUNSET GOLD SIZE: 12"X12"
CFT-4	CERAMIC FLOOR TILE, DALTILE KEYSTONE PORCELAIN TILE COLOREXAN SAND DITS SIZE: 2'X2'
CFT-5	CERAMIC FLOOR TILE, DALTILE KEYSTONE PORCELAIN TILE COLOREXAN SAND DITS SIZE: 2'X2'
CFT-6	CERAMIC FLOOR TILE, DALTILE KEYSTONE PORCELAIN TILE COLOREXAN SAND DITS SIZE: 2'X2'
CFT-7	CERAMIC FLOOR TILE, DALTILE KEYSTONE PORCELAIN TILE COLOREXAN SAND DITS SIZE: 2'X2'
CFT-8	CERAMIC FLOOR TILE, DALTILE KEYSTONE PORCELAIN TILE COLOREXAN SAND DITS SIZE: 2'X2'
CFT-9	CERAMIC FLOOR TILE, DALTILE KEYSTONE PORCELAIN TILE COLOREXAN SAND DITS SIZE: 2'X2'
CFT-10	CERAMIC FLOOR TILE, DALTILE KEYSTONE PORCELAIN TILE COLOREXAN SAND DITS SIZE: 2'X2'
CFT-11	CERAMIC FLOOR TILE, DALTILE KEYSTONE PORCELAIN TILE COLOREXAN SAND DITS SIZE: 2'X2'
CFT-12	CERAMIC FLOOR TILE, DALTILE KEYSTONE PORCELAIN TILE COLOREXAN SAND DITS SIZE: 2'X2'
CFT-13	CERAMIC FLOOR TILE, DALTILE KEYSTONE PORCELAIN TILE COLOREXAN SAND DITS SIZE: 2'X2'
CFT-14	CERAMIC FLOOR TILE, DALTILE KEYSTONE PORCELAIN TILE COLOREXAN SAND DITS SIZE: 2'X2'
CFT-15	CERAMIC FLOOR TILE, DALTILE KEYSTONE PORCELAIN TILE COLOREXAN SAND DITS SIZE: 2'X2'
CFT-16	CERAMIC FLOOR TILE, DALTILE KEYSTONE PORCELAIN TILE COLOREXAN SAND DITS SIZE: 2'X2'
CFT-17	CERAMIC FLOOR TILE, DALTILE KEYSTONE PORCELAIN TILE COLOREXAN SAND DITS SIZE: 2'X2'
CFT-18	CERAMIC FLOOR TILE, DALTILE KEYSTONE PORCELAIN TILE COLOREXAN SAND DITS SIZE: 2'X2'
CFT-19	CERAMIC FLOOR TILE, DALTILE KEYSTONE PORCELAIN TILE COLOREXAN SAND DITS SIZE: 2'X2'
CFT-20	CERAMIC FLOOR TILE, DALTILE KEYSTONE PORCELAIN TILE COLOREXAN SAND DITS SIZE: 2'X2'
CFT-21	CERAMIC FLOOR TILE, DALTILE KEYSTONE PORCELAIN TILE COLOREXAN SAND DITS SIZE: 2'X2'
CFT-22	CERAMIC FLOOR TILE, DALTILE KEYSTONE PORCELAIN TILE COLOREXAN SAND DITS SIZE: 2'X2'
CFT-23	CERAMIC FLOOR TILE, DALTILE KEYSTONE PORCELAIN TILE COLOREXAN SAND DITS SIZE: 2'X2'
CFT-24	CERAMIC FLOOR TILE, DALTILE KEYSTONE PORCELAIN TILE COLOREXAN SAND DITS SIZE: 2'X2'
CFT-25	CERAMIC FLOOR TILE, DALTILE KEYSTONE PORCELAIN TILE COLOREXAN SAND DITS SIZE: 2'X2'
CFT-26	CERAMIC FLOOR TILE, DALTILE KEYSTONE PORCELAIN TILE COLOREXAN SAND DITS SIZE: 2'X2'
CFT-27	CERAMIC FLOOR TILE, DALTILE KEYSTONE PORCELAIN TILE COLOREXAN SAND DITS SIZE: 2'X2'
CFT-28	CERAMIC FLOOR TILE, DALTILE KEYSTONE PORCELAIN TILE COLOREXAN SAND DITS SIZE: 2'X2'
CFT-29	CERAMIC FLOOR TILE, DALTILE KEYSTONE PORCELAIN TILE COLOREXAN SAND DITS SIZE: 2'X2'
CFT-30	CERAMIC FLOOR TILE, DALTILE KEYSTONE PORCELAIN TILE COLOREXAN SAND DITS SIZE: 2'X2'
CFT-31	CERAMIC FLOOR TILE, DALTILE KEYSTONE PORCELAIN TILE COLOREXAN SAND DITS SIZE: 2'X2'
CFT-32	CERAMIC FLOOR TILE, DALTILE KEYSTONE PORCELAIN TILE COLOREXAN SAND DITS SIZE: 2'X2'
CFT-33	CERAMIC FLOOR TILE, DALTILE KEYSTONE PORCELAIN TILE COLOREXAN SAND DITS SIZE: 2'X2'
CFT-34	CERAMIC FLOOR TILE, DALTILE KEYSTONE PORCELAIN TILE COLOREXAN SAND DITS SIZE: 2'X2'
CFT-35	CERAMIC FLOOR TILE, DALTILE KEYSTONE PORCELAIN TILE COLOREXAN SAND DITS SIZE: 2'X2'
CFT-36	CERAMIC FLOOR TILE, DALTILE KEYSTONE PORCELAIN TILE COLOREXAN SAND DITS SIZE: 2'X2'
CFT-37	CERAMIC FLOOR TILE, DALTILE KEYSTONE PORCELAIN TILE COLOREXAN SAND DITS SIZE: 2'X2'
CFT-38	CERAMIC FLOOR TILE, DALTILE KEYSTONE PORCELAIN TILE COLOREXAN SAND DITS SIZE: 2'X2'
CFT-39	CERAMIC FLOOR TILE, DALTILE KEYSTONE PORCELAIN TILE COLOREXAN SAND DITS SIZE: 2'X2'
CFT-40	CERAMIC FLOOR TILE, DALTILE KEYSTONE PORCELAIN TILE COLOREXAN SAND DITS SIZE: 2'X2'
CFT-41	CERAMIC FLOOR TILE, DALTILE KEYSTONE PORCELAIN TILE COLOREXAN SAND DITS SIZE: 2'X2'
CFT-42	CERAMIC FLOOR TILE, DALTILE KEYSTONE PORCELAIN TILE COLOREXAN SAND DITS SIZE: 2'X2'
CFT-43	CERAMIC FLOOR TILE, DALTILE KEYSTONE PORCELAIN TILE COLOREXAN SAND DITS SIZE: 2'X2'
CFT-44	CERAMIC FLOOR TILE, DALTILE KEYSTONE PORCELAIN TILE COLOREXAN SAND DITS SIZE: 2'X2'
CFT-45	CERAMIC FLOOR TILE, DALTILE KEYSTONE PORCELAIN TILE COLOREXAN SAND DITS SIZE: 2'X2'
CFT-46	CERAMIC FLOOR TILE, DALTILE KEYSTONE PORCELAIN TILE COLOREXAN SAND DITS SIZE: 2'X2'
CFT-47	CERAMIC FLOOR TILE, DALTILE KEYSTONE PORCELAIN TILE COLOREXAN SAND DITS SIZE: 2'X2'
CFT-48	CERAMIC FLOOR TILE, DALTILE KEYSTONE PORCELAIN TILE COLOREXAN SAND DITS SIZE: 2'X2'
CFT-49	CERAMIC FLOOR TILE, DALTILE KEYSTONE PORCELAIN TILE COLOREXAN SAND DITS SIZE: 2'X2'
CFT-50	CERAMIC FLOOR TILE, DALTILE KEYSTONE PORCELAIN TILE COLOREXAN SAND DITS SIZE: 2'X2'
CFT-51	CERAMIC FLOOR TILE, DALTILE KEYSTONE PORCELAIN TILE COLOREXAN SAND DITS SIZE: 2'X2'
CFT-52	CERAMIC FLOOR TILE, DALTILE KEYSTONE PORCELAIN TILE COLOREXAN SAND DITS SIZE: 2'X2'
CFT-53	CERAMIC FLOOR TILE, DALTILE KEYSTONE PORCELAIN TILE COLOREXAN SAND DITS SIZE: 2'X2'
CFT-54	CERAMIC FLOOR TILE, DALTILE KEYSTONE PORCELAIN TILE COLOREXAN SAND DITS SIZE: 2'X2'
CFT-55	CERAMIC FLOOR TILE, DALTILE KEYSTONE PORCELAIN TILE COLOREXAN SAND DITS SIZE: 2'X2'
CFT-56	CERAMIC FLOOR TILE, DALTILE KEYSTONE PORCELAIN TILE COLOREXAN SAND DITS SIZE: 2'X2'
CFT-57	CERAMIC FLOOR TILE, DALTILE KEYSTONE PORCELAIN TILE COLOREXAN SAND DITS SIZE: 2'X2'
CFT-58	CERAMIC FLOOR TILE, DALTILE KEYSTONE PORCELAIN TILE COLOREXAN SAND DITS SIZE: 2'X2'
CFT-59	CERAMIC FLOOR TILE, DALTILE KEYSTONE PORCELAIN TILE COLOREXAN SAND DITS SIZE: 2'X2'
CFT-60	CERAMIC FLOOR TILE, DALTILE KEYSTONE PORCELAIN TILE COLOREXAN SAND DITS SIZE: 2'X2'
CFT-61	CERAMIC FLOOR TILE, DALTILE KEYSTONE PORCELAIN TILE COLOREXAN SAND DITS SIZE: 2'X2'
CFT-62	CERAMIC FLOOR TILE, DALTILE KEYSTONE PORCELAIN TILE COLOREXAN SAND DITS SIZE: 2'X2'
CFT-63	CERAMIC FLOOR TILE, DALTILE KEYSTONE PORCELAIN TILE COLOREXAN SAND DITS SIZE: 2'X2'
CFT-64	CERAMIC FLOOR TILE, DALTILE KEYSTONE PORCELAIN TILE COLOREXAN SAND DITS SIZE: 2'X2'
CFT-65	CERAMIC FLOOR TILE, DALTILE KEYSTONE PORCELAIN TILE COLOREXAN SAND DITS SIZE: 2'X2'
CFT-66	CERAMIC FLOOR TILE, DALTILE KEYSTONE PORCELAIN TILE COLOREXAN SAND DITS SIZE: 2'X2'
CFT-67	CERAMIC FLOOR TILE, DALTILE KEYSTONE PORCELAIN TILE COLOREXAN SAND DITS SIZE: 2'X2'
CFT-68	CERAMIC FLOOR TILE, DALTILE KEYSTONE PORCELAIN TILE COLOREXAN SAND DITS SIZE: 2'X2'
CFT-69	CERAMIC FLOOR TILE, DALTILE KEYSTONE PORCELAIN TILE COLOREXAN SAND DITS SIZE: 2'X2'
CFT-70	CERAMIC FLOOR TILE, DALTILE KEYSTONE PORCELAIN TILE COLOREXAN SAND DITS SIZE: 2'X2'
CFT-71	CERAMIC FLOOR TILE, DALTILE KEYSTONE PORCELAIN TILE COLOREXAN SAND DITS SIZE: 2'X2'
CFT-72	CERAMIC FLOOR TILE, DALTILE KEYSTONE PORCELAIN TILE COLOREXAN SAND DITS SIZE: 2'X2'
CFT-73	CERAMIC FLOOR TILE, DALTILE KEYSTONE PORCELAIN TILE COLOREXAN SAND DITS SIZE: 2'X2'
CFT-74	CERAMIC FLOOR TILE, DALTILE KEYSTONE PORCELAIN TILE COLOREXAN SAND DITS SIZE: 2'X2'
CFT-75	CERAMIC FLOOR TILE, DALTILE KEYSTONE PORCELAIN TILE COLOREXAN SAND DITS SIZE: 2'X2'
CFT-76	CERAMIC FLOOR TILE, DALTILE KEYSTONE PORCELAIN TILE COLOREXAN SAND DITS SIZE: 2'X2'
CFT-77	CERAMIC FLOOR TILE, DALTILE KEYSTONE PORCELAIN TILE COLOREXAN SAND DITS SIZE: 2'X2'
CFT-78	CERAMIC FLOOR TILE, DALTILE KEYSTONE PORCELAIN TILE COLOREXAN SAND DITS SIZE: 2'X2'
CFT-79	CERAMIC FLOOR TILE, DALTILE KEYSTONE PORCELAIN TILE COLOREXAN SAND DITS SIZE: 2'X2'
CFT-80	CERAMIC FLOOR TILE, DALTILE KEYSTONE PORCELAIN TILE COLOREXAN SAND DITS SIZE: 2'X2'
CFT-81	CERAMIC FLOOR TILE, DALTILE KEYSTONE PORCELAIN TILE COLOREXAN SAND DITS SIZE: 2'X2'
CFT-82	CERAMIC FLOOR TILE, DALTILE KEYSTONE PORCELAIN TILE COLOREXAN SAND DITS SIZE: 2'X2'
CFT-83	CERAMIC FLOOR TILE, DALTILE KEYSTONE PORCELAIN TILE COLOREXAN SAND DITS SIZE: 2'X2'
CFT-84	CERAMIC FLOOR TILE, DALTILE KEYSTONE PORCELAIN TILE COLOREXAN SAND DITS SIZE: 2'X2'
CFT-85	CERAMIC FLOOR TILE, DALTILE KEYSTONE PORCELAIN TILE COLOREXAN SAND DITS SIZE: 2'X2'
CFT-86	CERAMIC FLOOR TILE, DALTILE KEYSTONE PORCELAIN TILE COLOREXAN SAND DITS SIZE: 2'X2'
CFT-87	CERAMIC FLOOR TILE, DALTILE KEYSTONE PORCELAIN TILE COLOREXAN SAND DITS SIZE: 2'X2'
CFT-88	CERAMIC FLOOR TILE, DALTILE KEYSTONE PORCELAIN TILE COLOREXAN SAND DITS SIZE: 2'X2'
CFT-89	CERAMIC FLOOR TILE, DALTILE KEYSTONE PORCELAIN TILE COLOREXAN SAND DITS SIZE: 2'X2'
CFT-90	CERAMIC FLOOR TILE, DALTILE KEYSTONE PORCELAIN TILE COLOREXAN SAND DITS SIZE: 2'X2'
CFT-91	CERAMIC FLOOR TILE, DALTILE KEYSTONE PORCELAIN TILE COLOREXAN SAND DITS SIZE: 2'X2'
CFT-92	CERAMIC FLOOR TILE, DALTILE KEYSTONE PORCELAIN TILE COLOREXAN SAND DITS SIZE: 2'X2'
CFT-93	CERAMIC FLOOR TILE, DALTILE KEYSTONE PORCELAIN TILE COLOREXAN SAND DITS SIZE: 2'X2'
CFT-94	CERAMIC FLOOR TILE, DALTILE KEYSTONE PORCELAIN TILE COLOREXAN SAND DITS SIZE: 2'X2'
CFT-95	CERAMIC FLOOR TILE, DALTILE KEYSTONE PORCELAIN TILE COLOREXAN SAND DITS SIZE: 2'X2'
CFT-96	CERAMIC FLOOR TILE, DALTILE KEYSTONE PORCELAIN TILE COLOREXAN SAND DITS SIZE: 2'X2'
CFT-97	CERAMIC FLOOR TILE, DALTILE KEYSTONE PORCELAIN TILE COLOREXAN SAND DITS SIZE: 2'X2'
CFT-98	CERAMIC FLOOR TILE, DALTILE KEYSTONE PORCELAIN TILE COLOREXAN SAND DITS SIZE: 2'X2'
CFT-99	CERAMIC FLOOR TILE, DALTILE KEYSTONE PORCELAIN TILE COLOREXAN SAND DITS SIZE: 2'X2'
CFT-100	CERAMIC FLOOR TILE, DALTILE KEYSTONE PORCELAIN TILE COLOREXAN SAND DITS SIZE: 2'X2'
CFT-101	CERAMIC FLOOR TILE, DALTILE KEYSTONE PORCELAIN TILE COLOREXAN SAND DITS SIZE: 2'X2'
CFT-102	CERAMIC FLOOR TILE, DALTILE KEYSTONE PORCELAIN TILE COLOREXAN SAND DITS SIZE: 2'X2'
CFT-103	CERAMIC FLOOR TILE, DALTILE KEYSTONE PORCELAIN TILE COLOREXAN SAND DITS SIZE: 2'X2'
CFT-104	CERAMIC FLOOR TILE, DALTILE KEYSTONE PORCELAIN TILE COLOREXAN SAND DITS SIZE: 2'X2'
CFT-105	CERAMIC FLOOR TILE, DALTILE KEYSTONE PORCELAIN TILE COLOREXAN SAND DITS SIZE: 2'X2'
CFT-106	CERAMIC FLOOR TILE, DALTILE KEYSTONE PORCELAIN TILE COLOREXAN SAND DITS SIZE: 2'X2'
CFT-107	CERAMIC FLOOR TILE, DALTILE KEYSTONE PORCELAIN TILE COLOREXAN SAND DITS SIZE: 2'X2'
CFT-108	CERAMIC FLOOR TILE, DALTILE KEYSTONE PORCELAIN TILE COLOREXAN SAND DITS SIZE: 2'X2'
CFT-109	CERAMIC FLOOR TILE, DALTILE KEYSTONE PORCELAIN TILE COLOREXAN SAND DITS SIZE: 2'X2'
CFT-110	CERAMIC FLOOR TILE, DALTILE KEYSTONE PORCELAIN TILE COLOREXAN SAND DITS SIZE: 2'X2'
CFT-111	CERAMIC FLOOR TILE, DALTILE KEYSTONE PORCELAIN TILE COLOREXAN SAND DITS SIZE: 2'X2'
CFT-112	CERAMIC FLOOR TILE, DALTILE KEYSTONE PORCELAIN TILE COLOREXAN SAND DITS SIZE: 2'X2'
CFT-113	CERAMIC FLOOR TILE, DALTILE KEYSTONE PORCELAIN TILE COLOREXAN SAND DITS SIZE: 2'X2'
CFT-114	CERAMIC FLOOR TILE, DALTILE KEYSTONE PORCELAIN TILE COLOREXAN SAND DITS SIZE: 2'X2'
CFT-115	CERAMIC FLOOR TILE, DALTILE KEYSTONE PORCELAIN TILE COLOREXAN SAND DITS SIZE: 2'X2'
CFT-116	CERAMIC FLOOR TILE, DALTILE KEYSTONE PORCELAIN TILE COLOREXAN SAND DITS SIZE: 2'X2'
CFT-117	CERAMIC FLOOR TILE, DALTILE KEYSTONE PORCELAIN TILE COLOREXAN SAND DITS SIZE: 2'X2'
CFT-118	CERAMIC FLOOR TILE, DALTILE KEYSTONE PORCELAIN TILE COLOREXAN SAND DITS SIZE: 2'X2'
CFT-119	CERAMIC FLOOR TILE, DALTILE KEYSTONE PORCELAIN TILE COLOREXAN SAND DITS SIZE: 2'X2'
CFT-120	CERAMIC FLOOR TILE, DALTILE KEYSTONE PORCELAIN TILE COLOREXAN SAND DITS SIZE: 2'X2'
CFT-121	CERAMIC FLOOR TILE, DALTILE KEYSTONE PORCELAIN TILE COLOREXAN SAND DITS SIZE: 2'X2'
CFT-122	CERAMIC FLOOR TILE, DALTILE KEYSTONE PORCELAIN TILE COLOREXAN SAND DITS SIZE: 2'X2'
CFT-123	CERAMIC FLOOR TILE, DALTILE KEYSTONE PORCELAIN TILE COLOREXAN SAND DITS SIZE: 2'X2'
CFT-124	CERAMIC FLOOR TILE, DALTILE KEYSTONE PORCELAIN TILE COLOREXAN SAND DITS SIZE: 2'X2'
CFT-125	CERAMIC FLOOR TILE, DALTILE KEYSTONE PORCELAIN TILE COLOREXAN SAND DITS SIZE: 2'X2'
CFT-126	CERAMIC FLOOR TILE, DALTILE KEYSTONE PORCELAIN TILE COLOREXAN SAND DITS SIZE: 2'X2'
CFT-127	CERAMIC FLOOR TILE, DALTILE KEYSTONE PORCELAIN TILE COLOREXAN SAND DITS SIZE: 2'X2'
CFT-128	CERAMIC FLOOR TILE, DALTILE KEYSTONE PORCELAIN TILE COLOREXAN SAND DITS SIZE: 2'X2'
CFT-129	CERAMIC FLOOR TILE, DALTILE KEYSTONE PORCELAIN TILE COLOREXAN SAND DITS SIZE: 2'X2'
CFT-130	CERAMIC FLOOR TILE, DALTILE KEYSTONE PORCELAIN TILE COLOREXAN SAND DITS SIZE: 2'X2'
CFT-131	CERAMIC FLOOR TILE, DALTILE KEYSTONE PORCELAIN TILE COLOREXAN SAND DITS SIZE: 2'X2'
CFT-132	CERAMIC FLOOR TILE, DALTILE KEYSTONE PORCELAIN TILE COLOREXAN SAND DITS SIZE: 2'X2'
CFT-133	CERAMIC FLOOR TILE, DALTILE KEYSTONE PORCELAIN TILE COLOREXAN SAND DITS SIZE: 2'X2'
CFT-134	CERAMIC FLOOR TILE, DALTILE KEYSTONE PORCELAIN TILE COLOREXAN SAND DITS SIZE: 2'X2'
CFT-135	CERAMIC FLOOR TILE, DALTILE KEYSTONE PORCELAIN TILE COLOREXAN SAND DITS SIZE: 2'X2'
CFT-136	CERAMIC FLOOR TILE, DALTILE KEYSTONE PORCELAIN TILE COLOREXAN SAND DITS SIZE: 2'X2'
CFT-137	CERAMIC FLOOR TILE, DALTILE KEYSTONE PORCELAIN TILE COLOREXAN SAND DITS SIZE: 2'X2'
CFT-138	CERAMIC FLOOR TILE, DALTILE KEYSTONE PORCELAIN TILE COLOREXAN SAND DITS SIZE: 2'X2'
CFT-139	CERAMIC FLOOR TILE, DALTILE KEYSTONE PORCELAIN TILE COLOREXAN SAND DITS SIZE: 2'X2'
CFT-140	CERAMIC FLOOR TILE, DALTILE KEYSTONE PORCELAIN TILE COLOREXAN SAND DITS SIZE: 2'X2'
CFT-141	CERAMIC FLOOR TILE, DALTILE KEYSTONE PORCELAIN TILE COLOREXAN SAND DITS SIZE: 2'X2'
CFT-142	CERAMIC FLOOR TILE, DALTILE KEYSTONE PORCELAIN TILE COLOREXAN SAND DITS SIZE: 2'X2'
CFT-143	CERAMIC FLOOR TILE, DALTILE KEYSTONE PORCELAIN TILE COLOREXAN SAND DITS SIZE: 2'X2'
CFT-144	CERAMIC FLOOR TILE, DALTILE KEYSTONE PORCELAIN TILE COLOREXAN SAND DITS SIZE: 2'X2'
CFT-145	CERAMIC FLOOR TILE, DALTILE KEYSTONE PORCELAIN TILE COLOREXAN SAND DITS SIZE: 2'X2'
CFT-146	CERAMIC FLOOR TILE, DALTILE KEYSTONE PORCELAIN TILE COLOREXAN SAND DITS SIZE: 2'X2'
CFT-147	CERAMIC FLOOR TILE, DALTILE KEYSTONE PORCELAIN TILE COLOREXAN SAND DITS SIZE: 2'X2'
CFT-148	CERAMIC FLOOR TILE, DALTILE KEYSTONE PORCELAIN TILE COLOREXAN SAND DITS SIZE: 2'X2'
CFT-149	CERAMIC FLOOR TILE, DALTILE KEYSTONE PORCELAIN TILE COLOREXAN SAND DITS SIZE: 2'X2'
CFT-150	CERAMIC FLOOR TILE, DALTILE KEYSTONE PORCELAIN TILE COLOREXAN SAND DITS SIZE: 2'X2'
CFT-151	CERAMIC FLOOR TILE, DALTILE KEYSTONE PORCELAIN TILE COLOREXAN SAND DITS SIZE: 2'X2'
CFT-152	CERAMIC FLOOR TILE, DALTILE KEYSTONE PORCELAIN TILE COLOREXAN SAND DITS SIZE: 2'X2'
CFT-153	CERAMIC FLOOR TILE, DALTILE KEYSTONE PORCELAIN TILE COLOREXAN SAND DITS SIZE: 2'X2'
CFT-154	CERAMIC FLOOR TILE, DALTILE KEYSTONE PORCELAIN TILE COLOREXAN SAND DITS SIZE: 2'X2'
CFT-155	CERAMIC FLOOR TILE, DALTILE KEYSTONE PORCELAIN TILE COLOREXAN SAND DITS SIZE: 2'X2'
CFT-156	CERAMIC FLOOR TILE, DALTILE KEYSTONE PORCELAIN TILE COLOREXAN SAND DITS SIZE: 2'X2'
CFT-157	CERAMIC FLOOR TILE, DALTILE KEYSTONE PORCELAIN TILE COLOREXAN SAND DITS SIZE: 2'X2'
CFT-158	CERAMIC FLOOR TILE, DALTILE KEYSTONE PORCELAIN TILE COLOREXAN SAND DITS SIZE: 2'X2'
CFT-159	CERAMIC FLOOR TILE, DALTILE KEYSTONE PORCELAIN TILE COLOREXAN SAND DITS SIZE: 2'X2'
CFT-160	CERAMIC FLOOR TILE, DALTILE KEYSTONE PORCELAIN TILE COLOREXAN SAND DITS SIZE: 2'X2'
CFT-161	CERAMIC FLOOR TILE, DALTILE KEYSTONE PORCELAIN TILE COLOREXAN SAND DITS SIZE: 2'X2'
CFT-162	CERAMIC FLOOR TILE, DALTILE KEYSTONE PORCELAIN TILE COLOREXAN SAND DITS SIZE: 2'X2'
CFT-163	CERAMIC FLOOR TILE, DALTILE KEYSTONE PORCELAIN TILE COLOREXAN SAND DITS SIZE: 2'X2'
CFT-164	CERAMIC FLOOR TILE, DALTILE KEYSTONE PORCELAIN TILE COLOREXAN SAND DITS SIZE: 2'X2'
CFT-165	CERAMIC FLOOR TILE, DALTILE KEYSTONE PORCELAIN TILE COLOREXAN SAND DITS SIZE: 2'X2'
CFT-166	CERAMIC FLOOR TILE, DALTILE KEYSTONE PORCELAIN TILE COLOREXAN SAND DITS SIZE: 2'X2'
CFT-167	CERAMIC FLOOR TILE, DALTILE KEYSTONE PORCELAIN TILE COLOREXAN SAND DITS SIZE: 2'X2'
CFT-168	CERAMIC FLOOR TILE, DALTILE KEYSTONE PORCELAIN TILE COLOREXAN SAND DITS SIZE: 2'X2'
CFT-169	CERAMIC FLOOR TILE, DALTILE KEYSTONE PORCELAIN TILE COLOREXAN SAND DITS SIZE: 2'X2'
CFT-170	CERAMIC FLOOR TILE, DALTILE KEYSTONE PORCELAIN TILE COLOREXAN SAND DITS SIZE: 2'X2'
CFT-171	CERAMIC FLOOR TILE, DALTILE KEYSTONE PORCELAIN TILE COLOREXAN SAND DITS SIZE: 2'X2'
CFT-172	CERAMIC FLOOR TILE, DALTILE KEYSTONE PORCELAIN TILE COLOREXAN SAND DITS SIZE: 2'X2'
CFT-173	CERAMIC FLOOR TILE, DALTILE KEYSTONE PORCELAIN TILE COLOREXAN SAND DITS SIZE: 2'X2'





1 LOWER POOL LEVEL FINISH PLAN  
A10.3A 1/8" = 1'-0"

SYMBOL LEGEND



GENERAL FINISH NOTES

- KEYED FINISH NOTES BELOW APPLY TO FINISH PLANS ONLY AND ARE NOT FOR REFERENCE ON OTHER DRAWINGS UNLESS INDICATED.
- FINISH MANUFACTURERS, PATTERNS AND COLORS INDICATED ARE INTENDED TO ESTABLISH MINIMUM ACCEPTABLE DESIGN PARAMETERS. ACCEPTABLE ALTERNATE MANUFACTURERS ARE LISTED IN THE SPECIFICATIONS AND MAY BE ACCEPTED OR REJECTED BY THE ARCHITECT ON THE BASIS OF AESTHETIC CRITERIA ALONE.
- AREAS TO RECEIVE CERAMIC, CERAMIC MOSAIC, OR QUARRY FLOOR TILE, INDICATED WITH FLOOR DRAINS, ARE TO BE INSTALLED "MID SET". ALL NET AREAS SUCH AS KITCHEN & TOILET/SHOWER AREAS TO RECEIVE WATERPROOFING.
- HOLLOW METAL DOOR/WINDOW FRAMES TO BE PAINT P-8 UNLESS NOTED OTHERWISE.
- OVERALL PAINT COLOR TO BE PAINT P-1 UNLESS NOTED OTHERWISE.
- ALL WALL FINISHES TO BE FULL HEIGHT OF WALL TO CEILING OR EXPOSED DECK, UNLESS NOTED OTHERWISE.
- PAINTED STEEL HANDRAILS AT STAIRS, RAMP, ETC. TO INCLUDE EXPOSED STEEL GUARDRAILS, PICKETS, PIPE RAILS, STRINGERS, CHANNEL STRINGERS, STEEL PANS, ETC. PAINT COLOR TO BE P-8.
- FINISH PLANS DO NOT SHOW CEILING FINISHES OR TYPES. SEE ARCH SERIES DRAWINGS FOR CEILING INFORMATION.
- REFER TO SPECIFICATION MANUAL FOR ALL FINISH MATERIAL INFORMATION, INCLUDING ELEVATOR FINISHES.
- REFER TO SHEET A10.3 FOR ALTERNATE FINISH MATERIALS.
- REFER TO SHEET A10.3 FOR ALL FLOOR MATERIALS FINISH TRANSITION DETAILS.

KEYED FINISH NOTES

- COLUMNS TO BE PAINTED P-4.
- WALL TO BE PAINTED P-2. IF COLUMN, COLUMN TO BE PAINTED THIS COLOR ON ALL SIDES U.O.N.
- WALL TO BE PAINTED P-8. IF COLUMN, COLUMN TO BE PAINTED THIS COLOR ON ALL SIDES U.O.N.
- WALL TO BE PAINTED P-4. IF COLUMN, COLUMN TO BE PAINTED THIS COLOR ON ALL SIDES U.O.N.
- WALL TO BE PAINTED P-8. IF COLUMN, COLUMN TO BE PAINTED THIS COLOR ON ALL SIDES U.O.N.
- WALL TO BE PAINTED P-4. IF COLUMN, COLUMN TO BE PAINTED THIS COLOR ON ALL SIDES U.O.N.
- WALL TO BE PAINTED P-1. IF COLUMN, COLUMN TO BE PAINTED THIS COLOR ON ALL SIDES U.O.N.
- WALL TO BE PAINTED P-8. IF COLUMN, COLUMN TO BE PAINTED THIS COLOR ON ALL SIDES U.O.N.
- ALL STEEL COUNTERTOP SUPPORTS TO BE PAINTED P-1.
- FLOOR TO BE RANDOM PATTERN OF 60% VCT-1, 40% VCT-2, 40% VCT-3. SEE PATTERN EXAMPLE P1 ON SHEET A10.8.
- ROOM TO BE FINISHED BY OTHERS. VERTICAL TILE TO BE 8'-0" AFF. P-1 ABOVE.
- WALL FINISH TO BE PATTERN OF CNT-1, CNT-6, AND CNT-1. TILE TO BE FULL HEIGHT ON PLUMBING WALLS ONLY. ALL OTHER WALLS TO BE P-1 U.O.N. SEE AT SERIES DRAWINGS FOR WALL PATTERN TYPICALS. SEE SHEET A10.8 FOR FLOOR PATTERN TYPICALS.
- SEE DRAWINGS A10.8, A10.9, A10.10, AND A10.11 FOR FLOOR PATTERN DRAWINGS.
- CFT-2 TO BE USED ON RAMP IN THIS AREA.
- WP-1 TO BE INSTALLED ON TWO WALLS BEHIND MOP BASIN TO 4'-0" AFF. WP-1 TO EXTEND 1'-0" BEYOND BOTH EDGES OF MOP BASIN.
- TILE ON INDICATED WALL ONLY.
- WALL FINISH TO BE COMBINATION OF PG-1, PG-2, WOOD TRIM AND CHAIRRAIL AND PAINTED GYPSUM. SEE ELEVATIONS ON AT SERIES DRAWINGS FOR FINISH LOCATIONS.
- BASE TO BE 6" HIGH IN THIS AREA ONLY.
- WP-1 TO BE INSTALLED ON INDICATED WALLS TO 8'-0" AFF. P-1 ABOVE.
- THIS AREA TO RECEIVE A FLOOR AND WALL SYSTEM.
- WOOD FLOOR TO RECEIVE 8" HIGH ALUMINUM BASE AT THIS AREA.
- WALL TO BE PAINTED P-4.
- FLOOR FINISH TO BE COMBINATION OF CFT-4, CFT-5 AND CFT-6. SEE PATTERN ON SHEETS A10.8, A10.9, A10.10, AND A10.11 FOR FLOOR PATTERN.
- WALL FINISH TO BE COMBINATION OF CNT-2, CNT-3 AND CNT-4. SEE SHEETS A10.8, A10.9, A10.10, AND A10.11 FOR TILE PATTERNS. SEE AT SERIES DRAWINGS FOR TILE LOCATIONS.
- FLOOR FINISH TO BE COMBINATION OF CFT-4, CFT-5 AND CFT-6. SEE SHEETS A10.8, A10.9, A10.10, AND A10.11 FOR TILE PATTERNS. TO BE INSTALLED WITH WATER PROOF MEMBRANE.
- WALL FINISH TO BE COMBINATION OF CNT-2, CNT-3 AND CNT-4. SEE SHEETS A10.8, A10.9, A10.10 AND A10.11 FOR PATTERN. TO BE INSTALLED WITH WATER PROOF MEMBRANE.
- STAIR FINISH: INTERMEDIATE LANDING TO BE RT-1, U.O.N. STAIR TREADS AND RISERS TO BE RUBBER. RUBBER FLOORS ALWAYS RECEIVE RUBBER BASE, B-1.
- FLOOR FINISH TO BE COMBINATION OF CFT-4, CFT-5, CFT-6. SEE SHEETS A10.8, A10.9, A10.10, AND A10.11 FOR FLOOR PATTERNS. ALTERNATE MATERIALS FOR POOL DECK ONLY TO BE SC-1 WITH A TILE BORDER AROUND POOL.
- SEE POOL DRAWINGS FOR POOL SPECIFICATIONS AND CONSTRUCTION. POOL LANE MARKERS TO BE CFT-6.
- WALL FINISH TO BE COMBINATION OF CNT-2, CNT-3, CNT-4, CNT-5. SEE SHEETS A10.8, A10.9, A10.10 AND A10.11 FOR TILE PATTERNS. SEE AT SERIES DRAWINGS FOR TILE AND PAINT LOCATIONS.
- FLOOR FINISH TO BE COMBINATION OF CFT-4 AND CFT-6. SEE SHEETS A10.8, A10.9, A10.10, AND A10.11 FOR FLOOR PATTERNS.
- WALL FINISH TO BE CNT-4 FULL HEIGHT OF WALL ON INDICATED WALL ONLY. ALL OTHER WALLS TO BE P-1.
- BASE CHANGES FROM VCT-1 TO 8" AFF. VCT-1 TRANSITION. CHANGE BASE AT INSIDE CORNER.
- INTEGRAL FLOOR BASE MATERIAL.
- FINISHES NOTED IN THIS BLOCK TO APPLY TO ENTIRE POOL DECK.
- USE BASE TO MATCH FLOOR PRODUCT FROM SAME MANUFACTURER.
- STAIR MATERIAL TO BE EXPOSED GALVANIZED STEEL.
- STAIR TO HAVE WOOD HANDRAIL. STAIR TO MATCH PG-1.
- GYPS SOFT IN STAIRWELL TO BE PAINTED P-1 TO MATCH WALL.
- STAR FINISHES - STAR RAIL: WOOD GRIP RAIL FINISH TO BE PG-1. WOOD GRIP RAIL CAP FINISH TO BE PG-1. STAINLESS STEEL AND GLASS MODULAR RAILING SYSTEM WITH GLASS PANELS. STAIR STEPS: CFT-1. SLIP-RESISTANT NOSING BALCO #7-203 N.
- ALUMINUM (MILL FINISH) WITH BLACK ABRASIVE INSERTS, STAINLESS STEEL RISERS, AND PAINTED TUBE STEEL STRINGERS. STRINGERS TO BE PAINTED P-12.
- PROVIDE AND INSTALL ROPPE STAIR TREAD #13 TEXTURED DESIGN COLOR: #13 BLACK BROWN WITH ABRASIVE STRIP COLOR: TEAK BROWN AT FLOOR TRANSITION.
- DO NOT INSTALL WALL BASE AT BRICK WALL IN THIS ROOM.

FINISH SCHEDULE

CODE	FINISH MATERIAL
XP	ACOUSTIC PANEL: PANEL FABRIC - MAHARAN TEK-WALL RYA 39840 COLOR: 002 PAPYRUS, 100% POLYOLEFIN, 54"X
B-1	RUBBER BASE: ROPPE P1#3 BLACK-BROWN
C-1	CARPET TILE: MOHAWK A22 MC102 18"X18 JAVIA
C-2	CARPET BROADCAST: LEES THOUGHT PATTERNS CUSTOM SAMPLE STYLE #P1036 SAMPLE #50011 07401
C-3	CARPET BROADCAST: LEES FINE FORM D0266 #436 EXQUISITE BRASS
C-4	CARPET BROADCAST: LEES FINE FORM D0266 #442 MINERAL RED
C-5	CARPET BROADCAST: LEES GERSHWIN L1846 #208 BIRCH BARK
C-6	CARPET BROADCAST: LEES GERSHWIN L1846 #204 BASKET BEIGE
C-7	CARPET TILE: MANNINGTON VARIATIONS STRIPES COLOR: ACORN (ACOR), MONOLITHIC INSTALLATION.
CB-1	CARPET BASE: TO MATCH CARPET SPECIFIED FOR AREA.
CBT-1	CERAMIC BASE TILE: DALTILE COLORBODY PORCELAIN TILE ARDESIA #P160 NERO BULLNOSE SIZE: 8"X12"
CBT-2	CERAMIC BASE TILE: DALTILE COLORBODY PORCELAIN TILE ALTA VISTA #AV181 SUNSET GOLD SIZE: 12" X 12"
CBT-3	CERAMIC BASE TILE: GORGONVILLE PORCELAIN TILE CROSS-COLORS TILE ARDESIA #P160 NERO BULLNOSE SIZE: 8"X12"
CBT-4	CERAMIC BASE TILE: DALTILE KEYSTONE PORCELAIN TILE COVE BASE KC-833 SIZE: 2"X1" COLOR TO MATCH WALL TILE SPECIFIED FOR AREA.
CFT-1	CERAMIC FLOOR TILE: DALTILE COLORBODY PORCELAIN TILE ARDESIA #P160 NERO SIZE: 18"X18"
CFT-2	CERAMIC FLOOR TILE: GORGONVILLE PORCELAIN TILE CROSS-COLORS TILE ARDESIA #P160 NERO TREAD TEXTURE SIZE: 8"X8"
CFT-3	CERAMIC FLOOR TILE: DALTILE KEYSTONE PORCELAIN TILE ALTA VISTA #AV181 SUNSET GOLD SIZE: 12"X12"
CFT-4	CERAMIC FLOOR TILE: DALTILE KEYSTONE PORCELAIN TILE COLOR: MEXICAN SAND DT19 SIZE: 2"X2"
CFT-5	CERAMIC FLOOR TILE: DALTILE KEYSTONE PORCELAIN TILE COLOR: LUMINARY GOLD DT43 SIZE: 2"X2"
CFT-6	CERAMIC FLOOR TILE: DALTILE KEYSTONE PORCELAIN TILE COLOR: COBALT BLUE D023 SIZE: 2"X2"
CFT-7	CERAMIC FLOOR TILE: DALTILE COLORBODY PORCELAIN TILE ARDESIA #P160 NERO SIZE: 12"X12"
CNT-1	CERAMIC WALL TILE: DALTILE COLORBODY PORCELAIN TILE ALTA VISTA #AV181 SUNSET GOLD SIZE: 12"X12"
CNT-2	CERAMIC WALL TILE: DALTILE KEYSTONE PORCELAIN TILE COLOR: GOLD DUST D138 SIZE: 2"X2"
CNT-3	CERAMIC WALL TILE: DALTILE KEYSTONE PORCELAIN TILE COLOR: LUMINARY GOLD DT43 SIZE: 2"X2"
CNT-4	CERAMIC WALL TILE: DALTILE KEYSTONE PORCELAIN TILE COLOR: COBALT BLUE D023 SIZE: 2"X2"
CNT-5	CERAMIC WALL TILE: DALTILE KEYSTONE PORCELAIN TILE COLOR: MEXICAN SAND DT19 SIZE: 2"X2"
CNT-6	CERAMIC WALL TILE: DALTILE COLORBODY PORCELAIN TILE DIAMANTE HOKA P021 UNPOLISHED SIZE: 12"X24"
CNT-7	CERAMIC WALL TILE: DALTILE COLORBODY PORCELAIN TILE DIAMANTE ARDESIA P021 UNPOLISHED SIZE: 12" X 24"
GT-1	GRANITE FLOOR TILE: FLAME FINISH GRANITE ACCENT TILE 12"X12"X1/8" THK COLOR: ABSOLUTE BLACK, AVAILABLE FROM UNIVERSAL MARBLE AND GRANITE.
GT-2	GRANITE SLAB: POLISHED FINISH (SEE SPEC SECTION 06402).
P-1	PAINT: BENJAMIN MOORE 2154-60 FILTERED SUNLIGHT
P-2	PAINT: BENJAMIN MOORE 2154-60 AMBER IVORY. WHEN USED ON ELEVATOR CAB WALLS, ENTIRE FOLLOWINGS ASSEMBLY TO BE USED: CAB WALLS ARE TO BE PAINTED FINISH P-2. CAB CEILINGS ARE TO BE EGGSRATE SUSPENDED CEILING FINISH ALUMINUM. BUMPER RAILS ARE TO BE SOLID BAR FINISH SATIN STAINLESS STEEL LOCATED ON ALL THREE SIDES OF ELEVATOR.
P-3	PAINT: BENJAMIN MOORE 5000-10 CORN HUSK
P-4	PAINT: BENJAMIN MOORE 2158-30 DELIGHTFUL GOLDEN
P-5	PAINT: BENJAMIN MOORE 2026-10 EXOTIC RED
P-6	PAINT: BENJAMIN MOORE 1533 FLYING DUTCHMAN
P-7	PAINT: BENJAMIN MOORE 1575 RAINY AFTERNOON
P-8	PAINT: BENJAMIN MOORE 2154-60 MIDWINTER NIGHT
P-9	PAINT: BENJAMIN MOORE 5000-10 RED
P-10	PAINT: BENJAMIN MOORE 2160-50 OKLAHOMA WHEAT
P-11	PAINT: BENJAMIN MOORE CLASSIC COLORS SUPER WHITE
P-12	PAINT: NOLF GORDON, SCUFFMASTER, SOLID METAL COLLECTION COLOR: SM123, SHEEN: SATIN
PL-1	PLASTIC LAMINATE: NULSONART #4796-60 BURNISHED CHESTNUT
PL-2	PLASTIC LAMINATE: PIONTE AV801 OLIVE SERENITY
PL-3	PLASTIC LAMINATE: NULSONART 4623-60 ANTIQUE BRUSH
PL-4	PLASTIC LAMINATE: NEVAMAR P030207 PAINTED WOODLANDS TEXTURED
PL-5	PLASTIC LAMINATE: PIONTE AV102 CURRY FIBER SUEDE
PL-6	PLASTIC LAMINATE: NULSONART 2916-60 SLATE GREY
PL-7	PLASTIC LAMINATE: FORMICA DECOVETAL 4194 STAINLESS ALUMINUM
PL-8	PLASTIC LAMINATE: NEVAMAR PRA4011 PAPER ST. TROPEZ TEXTURED
PL-9	PLASTIC LAMINATE: NULSONART 10745-60 FORTNELL PEAK
RSF-1	RESILIENT SHEET FLOORING: MONDO SPORTS IMPACT FLOORING COLOR: 011 MEDIUM GRAY.
RSF-2	RESILIENT SHEET FLOORING: MONDO SPORTS IMPACT FLOORING COLOR: 030 SAND
RSF-3	RESILIENT SHEET FLOORING: MONDO SPORTS IMPACT FLOORING COLOR: 041 RED.
RSF-4	RESILIENT SHEET FLOORING: LEES NEOFLOR PALMA N7MF COLOR: 043 BRICK
RSF-5	RESILIENT SHEET FLOORING: MONDO ADVANCED TRIPLE LAYER SYSTEM COLOR: SEE SPEC SECTION 04622
RSF-6	RESILIENT SHEET FLOORING: MONDO SPORT FLEX COLOR: SEE SPEC SECTION 04622
RS-1	RUBBER SHEET FLOORING: NORA RUBBER FLOORING NORARPLAN STONE AL COLOR: 1150 ASATE GREY
RT-1	RUBBER TILE FLOORING: ROPPE FIESTA TILE COLOR: 453 ALMENDRA WITH TEXTURE #H93 TEXTURED DESIGN. WHEN USED ON STAIRS, ENTIRE FOLLOWINGS ASSEMBLY TO BE USED: RISERS AND STRINGERS TO BE ROPPE FIESTA RISERS AND STRINGERS COLOR: ALMENDRA, NO TEXTURE. TREADS TO BE ROPPE TREADS #H3 TEXTURED DESIGN COLOR: 164 ALMOND WITH ABRASIVE STRIP IN COLOR: TEAK BROWN.
SC-1	SEALED CONCRETE
SF	SEAMLESS FLOORING
SP-1	SOLID POLYMER PANEL: 3/8" THK. COLLECTION: VARIA, PATTERN: SOLID, COLOR: WHITE IRIDESCENT, FRONT AND BACK FINISH: TOP
SS-1	SOLID SURFACE MATERIAL: CORIAN COLOR: (F) COCOA BROWN (BATHROOM COUNTERTOPS)
SS-2	SOLID SURFACE MATERIAL: CORIAN COLOR: (E) HAWAIIAN LOKER ROOM COUNTERTOPS AND BENCHES)
SS-3	SOLID SURFACE MATERIAL: CORIAN COLOR: (B) VANILLA (WINDOW SILLS)
SS-4	SOLID SURFACE MATERIAL: CORIAN COLOR: (B) BURNT AMBER
SS-5	SOLID SURFACE MATERIAL: CORIAN COLOR: (F) FOGSIL
SS-6	SOLID SURFACE MATERIAL: CORIAN COLOR: (F) TUMBLE GLASS
SS-7	SOLID SURFACE MATERIAL: CORIAN COLOR: (F) SAHARA
SS-8	SOLID SURFACE MATERIAL: CORIAN COLOR: (G) SHALE
STC-1	STAINED CONCRETE
VCT-1	VINYL COMPOSITION TILE: ARMSTRONG 91391 FORTRESS WHITE
VCT-2	VINYL COMPOSITION TILE: ARMSTRONG 91393 COTTAGE TAN
VCT-3	VINYL COMPOSITION TILE: ARMSTRONG 91395 CAMEL BEIGE
VCT-4	VINYL COMPOSITION TILE: ARMSTRONG 91921 FIELD GRAY
PG-1	MALLCOVERING: J.M. LYNNE DAVINO 324-107 SOLIAN UMBER
PG-2	MALLCOVERING: J.M. LYNNE DAVINO LEAF 324-107 SOLIAN UMBER
NDB-1	WOOD BASE: 1X 4" SIMPLE PROFILE STAINED WOOD BASE
NDF-1	WOOD FLOORING: CONCOR 'NEOSHOK' (SPEC SECTION 04622)
WP-1	WALK OFF MAT: MATS INC. RECESSED COCOA MAT COLOR: 01 CHARCOAL
WP-1	WALL PROTECTION: G/S ACROLYN 240" SHEET COLOR: 101 FRENCH CREAM
WS-1	WOOD STAIR - TO MATCH METRO, MEDIUM MAPLE 1012 (ALL ARCHITECTURAL AND MILLWORK: WOOD)
FGTS-1	FGTS-1: FABRIC COVERED TACKABLE SURFACE FABRIC - MAHARAN DIALOGUE 400904 COLOR: 002 WILD RICE, 100% POLYESTER, 66"X

IF THIS DRAWING DOES NOT MEASURE EXACTLY 11" X 42", IT HAS BEEN REDUCED OR ENLARGED. PLEASE DO NOT SCALE THIS DRAWING.



WBCOM - Architects  
Whitney Bailey Cox & Magnani, LLC - Consulting Engineers  
849 Fairmount Ave. Suite 100  
Baltimore, MD 21286 (410) 512-4500

RECORD DRAWING

This record drawing has been prepared based upon information provided by others. While this information is believed to be reliable, the DESIGN PROFESSIONAL has not verified its accuracy, and thus is not responsible for the accuracy or completeness of this record drawing or for any errors or omissions which may have been incorporated into it as a result of erroneous information provided by others. Those relying on this record document are advised to obtain independent verification of its accuracy before applying it for any purpose.

1 01/28/10 RECORD DRAWINGS  
0 05/02/07 For Construction  
Rev. Date: Comment:  
Issued: May 2, 2007

Campus Center

621 West Lombard Street  
University of Maryland, Baltimore  
Baltimore, MD



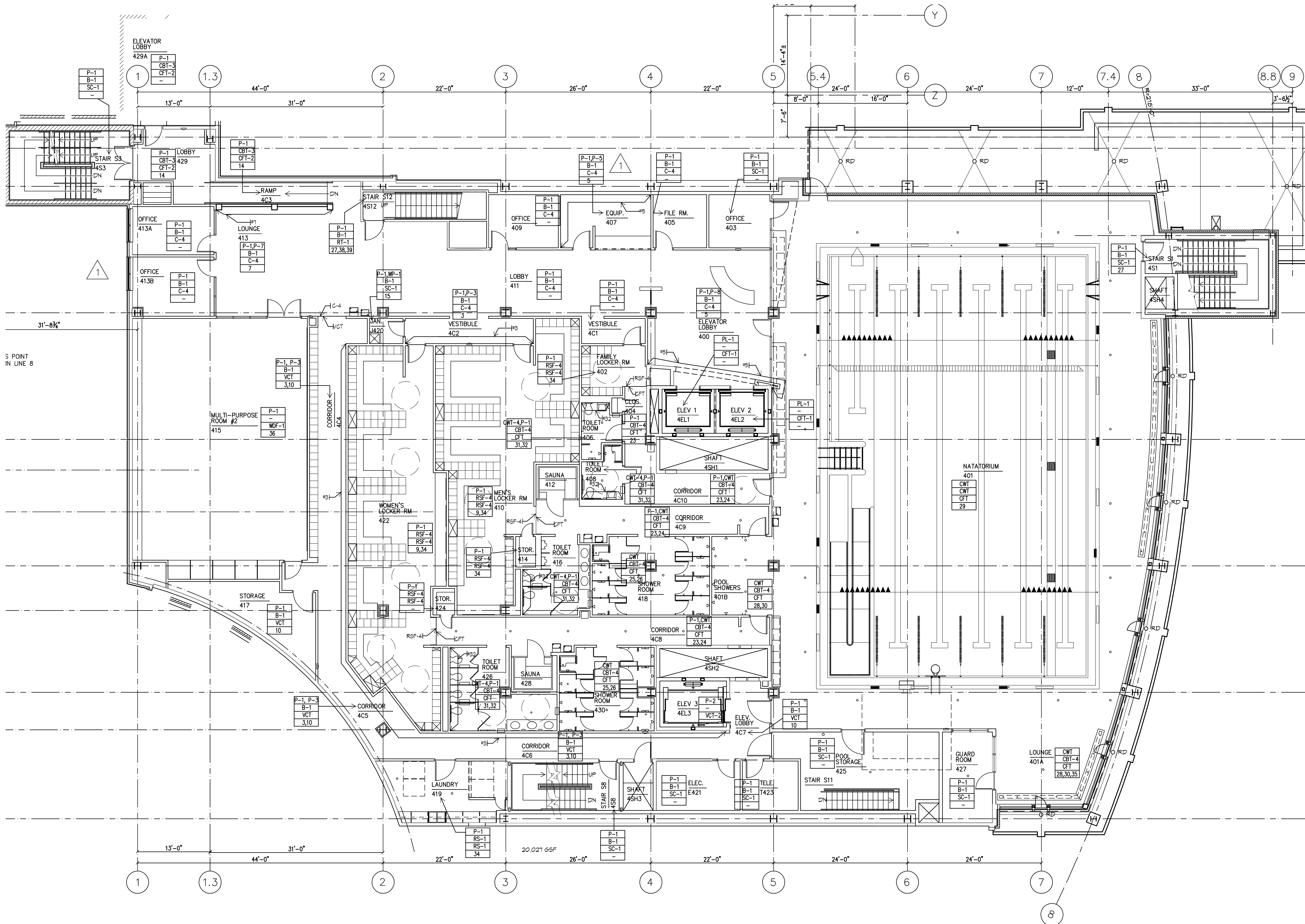
Lower Pool Level Finish Plan

100% CONSTRUCTION DOCUMENTS

UMB PROJECT NO. 99-311  
WTW PROJECT NO. 70-4091  
© WTW ARCHITECTS REV. #

A10.3A





FOURTH FLOOR FINISH PLAN

1/8" = 1'-0"

SYMBOL LEGEND

- WALL FINISH CODE
- BASE FINISH CODE
- FLOOR FINISH CODE
- KEYED FINISH NOTES
- WALL FINISH LOCATOR BRACKET

GENERAL FINISH NOTES

- KEYED FINISH NOTES BELOW APPLY TO FINISH PLANS ONLY AND ARE NOT FOR REFERENCE ON OTHER DRAWINGS UNLESS INDICATED.
- FINISH MANUFACTURERS, PATTERNS AND COLORS INDICATED ARE INTENDED TO ESTABLISH MINIMUM ACCEPTABLE DESIGN PARAMETERS. ACCEPTABLE ALTERNATE MANUFACTURERS ARE LISTED IN THE SPECIFICATIONS AND MAY BE ACCEPTED OR REJECTED BY THE ARCHITECT ON THE BASIS OF AESTHETIC CRITERIA ALONE.
- AREAS TO RECEIVE CERAMIC, CERAMIC MOSAIC, OR QUARRY FLOOR TILE, INDICATED WITH FLOOR DRANS, ARE TO BE INSTALLED "MID SET"; ALL VET AREAS, SUCH AS KITCHEN & TOILET/SHOWER AREAS TO RECEIVE WATERPROOFING.
- HOLLOW METAL DOOR/PINDOW FRAMES TO BE PAINT P-3 UNLESS NOTED OTHERWISE.
- OVERALL PAINT COLOR TO BE PAINT P-1 UNLESS NOTED OTHERWISE.
- ALL WALL FINISHES TO BE FULL HEIGHT OF WALL (TO CEILING OR EXPOSED DECK), UNLESS NOTED OTHERWISE.
- PAINTED STEEL, HANDRAILS AT STAIRS, RAMP, ETC. TO RECEIVE EXPOSED STEEL, GUARDRAILS, PICKETS, PIPE RAILS, STRINGERS, CHANNEL STRINGERS, STEEL PANS, ETC. PAINT COLOR TO BE P-3.
- FINISH PLANS DO NOT NOTATE CEILING FINISHES OR TYPES. SEE ARCH SERIES DRAWINGS FOR CEILING INFORMATION.
- REFER TO SPECIFICATION MANUAL FOR ALL FINISH MATERIAL INFORMATION, INCLUDING ELEVATOR FINISHES.
- REFER TO SHEET A10.11 FOR ALTERNATE FINISH MATERIALS.
- REFER TO SHEET A10.2 FOR ALL FLOOR MATERIALS FINISH TRANSITION DETAILS.

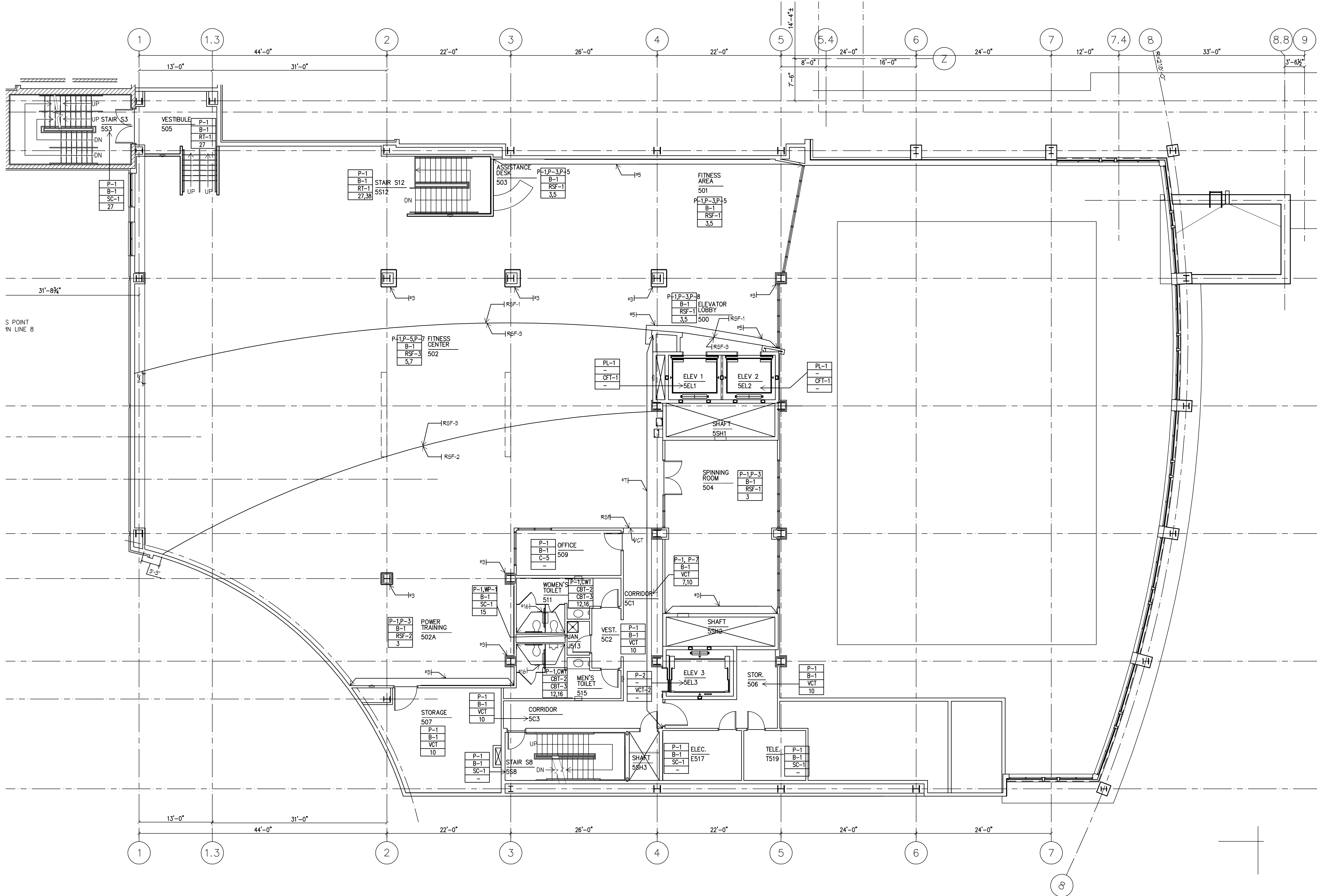
KEYED FINISH NOTES

- COLUMNS TO BE PAINTED P-4.
- WALL TO BE PAINTED P-2. IF COLUMN, COLUMN TO BE PAINTED THIS COLOR ON ALL SIDES U.O.N.
- WALL TO BE PAINTED P-3. IF COLUMN, COLUMN TO BE PAINTED THIS COLOR ON ALL SIDES U.O.N.
- WALL TO BE PAINTED P-4. IF COLUMN, COLUMN TO BE PAINTED THIS COLOR ON ALL SIDES U.O.N.
- WALL TO BE PAINTED P-5. IF COLUMN, COLUMN TO BE PAINTED THIS COLOR ON ALL SIDES U.O.N.
- WALL TO BE PAINTED P-6. IF COLUMN, COLUMN TO BE PAINTED THIS COLOR ON ALL SIDES U.O.N.
- WALL TO BE PAINTED P-7. IF COLUMN, COLUMN TO BE PAINTED THIS COLOR ON ALL SIDES U.O.N.
- WALL TO BE PAINTED P-8. IF COLUMN, COLUMN TO BE PAINTED THIS COLOR ON ALL SIDES U.O.N.
- ALL STEEL, CONCRETE OF SUPPORTS TO BE PAINTED P-1.
- FLOOR TO BE RANDOM PATTERN OF 60% VCT-1, 40% VCT-2, 40% VCT-3. SEE PATTERN EXAMPLE P1 ON SHEET A10.2.
- ROOM TO BE FINISHED BY OUTSIDE VENDOR.
- SEE DRAWINGS A10.8, A10.9, A10.10, AND A10.11 FOR FLOOR PATTERN DRAWINGS.
- CFT-2 TO BE USED ON RAMP IN THIS AREA.
- NP-1 TO BE INSTALLED ON TWO WALLS BEHIND MOP BASIN TO 4'-0" AFF. NP-1 TO EXTEND 1'-0" BEYOND BOTH EDGES OF MOP BASIN.
- TILE ON INDICATED WALL ONLY.
- WALL FINISH TO BE COMBINATION OF NC-1, NC-2, WOOD TRIM AND CHAIRRAIL AND PAINTED SYSTEM. SEE ELEVATIONS ON AT SERIES DRAWINGS FOR FINISH LOCATIONS.
- BASE TO BE 6" HIGH IN THIS AREA ONLY.
- NP-1 TO BE INSTALLED ON INDICATED WALLS TO 8'-0" AFF. P-1 ABOVE.
- THIS AREA TO RECEIVE A FLOOR AND WALL SYSTEM.
- WOOD FLOOR TO RECEIVE 6" HIGH ALUMINUM BASE AT THIS AREA.
- WALL TO BE PAINTED P-1.
- FLOOR FINISH TO BE COMBINATION OF CFT-4, CFT-5 AND CFT-6. SEE PATTERN ON SHEETS A10.8, A10.9, A10.10, AND A10.11 FOR FLOOR PATTERN.
- WALL FINISH TO BE COMBINATION OF CFT-2, CFT-3 AND CFT-4. SEE SHEETS A10.8, A10.9, A10.10, AND A10.11 FOR TILE PATTERNS. SEE AT SERIES DRAWINGS FOR TILE LOCATIONS. 2"x2" CERAMIC TILE TO BE 6'-0" A.F.F. P-1 ABOVE.
- FLOOR FINISH TO BE COMBINATION OF CFT-4, CFT-5 AND CFT-6. SEE SHEETS A10.8, A10.9, A10.10, AND A10.11 FOR PATTERN. TO BE INSTALLED WITH WATER PROOF MEMBRANE.
- WALL FINISH TO BE COMBINATION OF CFT-2, CFT-3 AND CFT-4. SEE SHEETS A10.8, A10.9, A10.10, AND A10.11 FOR PATTERN. TO BE INSTALLED WITH WATER PROOF MEMBRANE.
- STAR FINISH: INTERMEDIATE LANDINGS TO BE RT-1, U.O.N. STAR TREADS AND RISERS TO BE RUBBER. RUBBER FINISHES ALWAYS RECEIVE RUBBER BASE P-1.
- FLOOR FINISH TO BE COMBINATION OF CFT-4, CFT-5, CFT-6. SEE SHEETS A10.8, A10.9, A10.10, AND A10.11 FOR FLOOR PATTERNS. ALTERNATE MATERIALS FOR POOL DECK ONLY TO BE SC-1 WITH A TILE BORDER AROUND POOL.
- SEE POOL DRAWINGS FOR POOL SPECIFICATIONS AND CONSTRUCTION. POOL LANE MARKERS TO BE CFT-6.
- WALL FINISH TO BE COMBINATION OF CFT-4, CFT-5 AND CFT-6. SEE SHEETS A10.8, A10.9, A10.10, AND A10.11 FOR TILE PATTERNS. SEE AT SERIES DRAWINGS FOR TILE AND PAINT LOCATIONS.
- FLOOR FINISH TO BE COMBINATION OF CFT-4 AND CFT-6. SEE SHEETS A10.8, A10.9, A10.10, AND A10.11 FOR FLOOR PATTERNS.
- WALL FINISH TO BE CFT-4 FULL HEIGHT OF WALL ON INDICATED WALL ONLY. ALL OTHER WALLS TO BE P-1.
- BASE CHANGES FROM MOP-1 TO B-1 AT C-1/VCT-1 TRANSITION. CHANGE BASE AT INSIDE CORNER.
- INTERIAL FLOOR BASE MATERIAL.
- FINISHES NOTED IN THIS BLOCK TO APPLY TO ENTIRE POOL DECK.
- USE BASE TO MATCH FLOOR PRODUCT FROM SAME MANUFACTURER.
- STAR MATERIAL TO BE EXPOSED GALVANIZED STEEL.
- STAR TO HAVE WOOD HANDRAIL. STAIN TO MATCH P-1.
- SHW SKEFF IN STAIRWELL TO BE PAINTED P-1 TO MATCH WALL.
- STAR FINISHES - STAR RAIL WOOD GRIP RAIL FINISH TO BE P-1. WOOD GRIP RAIL CAP FINISH TO BE P-1. STAINLESS STEEL AND GLASS MODULAR RAILING SYSTEM WITH CLEAR GLASS PANELS; STAR STEPS: CFT-7. SLIP-RESISTANT NOSING BALCO #1-203 IN ALUMINUM WALL FINISH WITH BLACK ABRASIVE INSERTS, STAINLESS STEEL RISERS, AND PAINTED TUBE STEEL STRINGERS. STRINGERS TO BE PAINTED P-1.
- PROVIDE AND INSTALL ROFFE STAIR TREAD #3 TEXTURED DESIGN COLOR. 193 BLACK BROWN WITH ABRASIVE STRIP COLOR TEAK.
- BROWN AT FLOOR TRANSITION.
- DO NOT INSTALL WALL BASE AT BRICK WALL IN THIS ROOM.

FINISH SCHEDULE

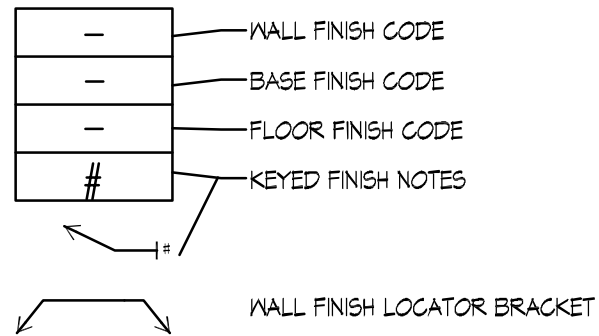
- | CODE    | FINISH MATERIAL   |
|---------|---|
| AF      | ACOUSTIC PANEL, FABRIC - MAHARAM TEK-HALL RYA 39440 COLOR: 002 PARYBUS, 100% POLYOLEFIN, 54%N   |
| B-1     | RUBBER BASE ROFFE PHS BLACK-BROWN   |
| C-1     | CARPET TILE: MOHAWK A22 MC02 80480 JAVA   |
| C-2     | CARPET BROADCAST: LEE'S FINE FORM D0286 4436 EXQUISITE BRASS                                    |
| C-3     | CARPET BROADCAST: LEE'S FINE FORM D0286 4436 EXQUISITE BRASS                                    |
| C-4     | CARPET BROADCAST: LEE'S FINE FORM D0286 4442 IMPERIAL RED                                       |
| C-5     | CARPET BROADCAST: LEE'S GERSHWIN L3846 1204 BASKET BELGE  |
| C-6     | CARPET BROADCAST: LEE'S GERSHWIN L3846 1204 BASKET BELGE  |
| C-7     | CARPET TILE: MANNINGTON VARIATIONS STRIPES COLOR: AGOR (AGOR); MONOLITHIC INSTALLATION          |
| CB-1    | CARPET BASE TO MATCH CARPET SPECIFIED FOR AREA  |
| CFT-1   | CERAMIC BASE TILE: DALTILE COLORBODY PORCELAIN TILE ARDESIA #P168 NERO SIZE: 18"X18"            |
| CFT-2   | CERAMIC BASE TILE: DALTILE COLORBODY PORCELAIN TILE ALTA VISTA #AV51 SUNSET GOLD SIZE: 12"X12"  |
| CFT-3   | CERAMIC BASE TILE: DALTILE COLORBODY PORCELAIN TILE ALTA VISTA #AV51 SUNSET GOLD SIZE: 12"X12"  |
| CFT-4   | CERAMIC BASE TILE: DALTILE COLORBODY PORCELAIN TILE ALTA VISTA #AV51 SUNSET GOLD SIZE: 12"X12"  |
| CFT-5   | CERAMIC FLOOR TILE: DALTILE COLORBODY PORCELAIN TILE ARDESIA #P168 NERO SIZE: 18"X18"           |
| CFT-6   | CERAMIC FLOOR TILE: DALTILE COLORBODY PORCELAIN TILE ARDESIA #P168 NERO SIZE: 18"X18"           |
| CFT-7   | CERAMIC FLOOR TILE: DALTILE COLORBODY PORCELAIN TILE ALTA VISTA #AV51 SUNSET GOLD SIZE: 12"X12" |
| CFT-8   | CERAMIC FLOOR TILE: DALTILE COLORBODY PORCELAIN TILE ALTA VISTA #AV51 SUNSET GOLD SIZE: 12"X12" |
| CFT-9   | CERAMIC FLOOR TILE: DALTILE COLORBODY PORCELAIN TILE ALTA VISTA #AV51 SUNSET GOLD SIZE: 12"X12" |
| CFT-10  | CERAMIC FLOOR TILE: DALTILE COLORBODY PORCELAIN TILE ALTA VISTA #AV51 SUNSET GOLD SIZE: 12"X12" |
| CFT-11  | CERAMIC FLOOR TILE: DALTILE COLORBODY PORCELAIN TILE ALTA VISTA #AV51 SUNSET GOLD SIZE: 12"X12" |
| CFT-12  | CERAMIC FLOOR TILE: DALTILE COLORBODY PORCELAIN TILE ALTA VISTA #AV51 SUNSET GOLD SIZE: 12"X12" |
| CFT-13  | CERAMIC FLOOR TILE: DALTILE COLORBODY PORCELAIN TILE ALTA VISTA #AV51 SUNSET GOLD SIZE: 12"X12" |
| CFT-14  | CERAMIC FLOOR TILE: DALTILE COLORBODY PORCELAIN TILE ALTA VISTA #AV51 SUNSET GOLD SIZE: 12"X12" |
| CFT-15  | CERAMIC FLOOR TILE: DALTILE COLORBODY PORCELAIN TILE ALTA VISTA #AV51 SUNSET GOLD SIZE: 12"X12" |
| CFT-16  | CERAMIC FLOOR TILE: DALTILE COLORBODY PORCELAIN TILE ALTA VISTA #AV51 SUNSET GOLD SIZE: 12"X12" |
| CFT-17  | CERAMIC FLOOR TILE: DALTILE COLORBODY PORCELAIN TILE ALTA VISTA #AV51 SUNSET GOLD SIZE: 12"X12" |
| CFT-18  | CERAMIC FLOOR TILE: DALTILE COLORBODY PORCELAIN TILE ALTA VISTA #AV51 SUNSET GOLD SIZE: 12"X12" |
| CFT-19  | CERAMIC FLOOR TILE: DALTILE COLORBODY PORCELAIN TILE ALTA VISTA #AV51 SUNSET GOLD SIZE: 12"X12" |
| CFT-20  | CERAMIC FLOOR TILE: DALTILE COLORBODY PORCELAIN TILE ALTA VISTA #AV51 SUNSET GOLD SIZE: 12"X12" |
| CFT-21  | CERAMIC FLOOR TILE: DALTILE COLORBODY PORCELAIN TILE ALTA VISTA #AV51 SUNSET GOLD SIZE: 12"X12" |
| CFT-22  | CERAMIC FLOOR TILE: DALTILE COLORBODY PORCELAIN TILE ALTA VISTA #AV51 SUNSET GOLD SIZE: 12"X12" |
| CFT-23  | CERAMIC FLOOR TILE: DALTILE COLORBODY PORCELAIN TILE ALTA VISTA #AV51 SUNSET GOLD SIZE: 12"X12" |
| CFT-24  | CERAMIC FLOOR TILE: DALTILE COLORBODY PORCELAIN TILE ALTA VISTA #AV51 SUNSET GOLD SIZE: 12"X12" |
| CFT-25  | CERAMIC FLOOR TILE: DALTILE COLORBODY PORCELAIN TILE ALTA VISTA #AV51 SUNSET GOLD SIZE: 12"X12" |
| CFT-26  | CERAMIC FLOOR TILE: DALTILE COLORBODY PORCELAIN TILE ALTA VISTA #AV51 SUNSET GOLD SIZE: 12"X12" |
| CFT-27  | CERAMIC FLOOR TILE: DALTILE COLORBODY PORCELAIN TILE ALTA VISTA #AV51 SUNSET GOLD SIZE: 12"X12" |
| CFT-28  | CERAMIC FLOOR TILE: DALTILE COLORBODY PORCELAIN TILE ALTA VISTA #AV51 SUNSET GOLD SIZE: 12"X12" |
| CFT-29  | CERAMIC FLOOR TILE: DALTILE COLORBODY PORCELAIN TILE ALTA VISTA #AV51 SUNSET GOLD SIZE: 12"X12" |
| CFT-30  | CERAMIC FLOOR TILE: DALTILE COLORBODY PORCELAIN TILE ALTA VISTA #AV51 SUNSET GOLD SIZE: 12"X12" |
| CFT-31  | CERAMIC FLOOR TILE: DALTILE COLORBODY PORCELAIN TILE ALTA VISTA #AV51 SUNSET GOLD SIZE: 12"X12" |
| CFT-32  | CERAMIC FLOOR TILE: DALTILE COLORBODY PORCELAIN TILE ALTA VISTA #AV51 SUNSET GOLD SIZE: 12"X12" |
| CFT-33  | CERAMIC FLOOR TILE: DALTILE COLORBODY PORCELAIN TILE ALTA VISTA #AV51 SUNSET GOLD SIZE: 12"X12" |
| CFT-34  | CERAMIC FLOOR TILE: DALTILE COLORBODY PORCELAIN TILE ALTA VISTA #AV51 SUNSET GOLD SIZE: 12"X12" |
| CFT-35  | CERAMIC FLOOR TILE: DALTILE COLORBODY PORCELAIN TILE ALTA VISTA #AV51 SUNSET GOLD SIZE: 12"X12" |
| CFT-36  | CERAMIC FLOOR TILE: DALTILE COLORBODY PORCELAIN TILE ALTA VISTA #AV51 SUNSET GOLD SIZE: 12"X12" |
| CFT-37  | CERAMIC FLOOR TILE: DALTILE COLORBODY PORCELAIN TILE ALTA VISTA #AV51 SUNSET GOLD SIZE: 12"X12" |
| CFT-38  | CERAMIC FLOOR TILE: DALTILE COLORBODY PORCELAIN TILE ALTA VISTA #AV51 SUNSET GOLD SIZE: 12"X12" |
| CFT-39  | CERAMIC FLOOR TILE: DALTILE COLORBODY PORCELAIN TILE ALTA VISTA #AV51 SUNSET GOLD SIZE: 12"X12" |
| CFT-40  | CERAMIC FLOOR TILE: DALTILE COLORBODY PORCELAIN TILE ALTA VISTA #AV51 SUNSET GOLD SIZE: 12"X12" |
| CFT-41  | CERAMIC FLOOR TILE: DALTILE COLORBODY PORCELAIN TILE ALTA VISTA #AV51 SUNSET GOLD SIZE: 12"X12" |
| CFT-42  | CERAMIC FLOOR TILE: DALTILE COLORBODY PORCELAIN TILE ALTA VISTA #AV51 SUNSET GOLD SIZE: 12"X12" |
| CFT-43  | CERAMIC FLOOR TILE: DALTILE COLORBODY PORCELAIN TILE ALTA VISTA #AV51 SUNSET GOLD SIZE: 12"X12" |
| CFT-44  | CERAMIC FLOOR TILE: DALTILE COLORBODY PORCELAIN TILE ALTA VISTA #AV51 SUNSET GOLD SIZE: 12"X12" |
| CFT-45  | CERAMIC FLOOR TILE: DALTILE COLORBODY PORCELAIN TILE ALTA VISTA #AV51 SUNSET GOLD SIZE: 12"X12" |
| CFT-46  | CERAMIC FLOOR TILE: DALTILE COLORBODY PORCELAIN TILE ALTA VISTA #AV51 SUNSET GOLD SIZE: 12"X12" |
| CFT-47  | CERAMIC FLOOR TILE: DALTILE COLORBODY PORCELAIN TILE ALTA VISTA #AV51 SUNSET GOLD SIZE: 12"X12" |
| CFT-48  | CERAMIC FLOOR TILE: DALTILE COLORBODY PORCELAIN TILE ALTA VISTA #AV51 SUNSET GOLD SIZE: 12"X12" |
| CFT-49  | CERAMIC FLOOR TILE: DALTILE COLORBODY PORCELAIN TILE ALTA VISTA #AV51 SUNSET GOLD SIZE: 12"X12" |
| CFT-50  | CERAMIC FLOOR TILE: DALTILE COLORBODY PORCELAIN TILE ALTA VISTA #AV51 SUNSET GOLD SIZE: 12"X12" |
| CFT-51  | CERAMIC FLOOR TILE: DALTILE COLORBODY PORCELAIN TILE ALTA VISTA #AV51 SUNSET GOLD SIZE: 12"X12" |
| CFT-52  | CERAMIC FLOOR TILE: DALTILE COLORBODY PORCELAIN TILE ALTA VISTA #AV51 SUNSET GOLD SIZE: 12"X12" |
| CFT-53  | CERAMIC FLOOR TILE: DALTILE COLORBODY PORCELAIN TILE ALTA VISTA #AV51 SUNSET GOLD SIZE: 12"X12" |
| CFT-54  | CERAMIC FLOOR TILE: DALTILE COLORBODY PORCELAIN TILE ALTA VISTA #AV51 SUNSET GOLD SIZE: 12"X12" |
| CFT-55  | CERAMIC FLOOR TILE: DALTILE COLORBODY PORCELAIN TILE ALTA VISTA #AV51 SUNSET GOLD SIZE: 12"X12" |
| CFT-56  | CERAMIC FLOOR TILE: DALTILE COLORBODY PORCELAIN TILE ALTA VISTA #AV51 SUNSET GOLD SIZE: 12"X12" |
| CFT-57  | CERAMIC FLOOR TILE: DALTILE COLORBODY PORCELAIN TILE ALTA VISTA #AV51 SUNSET GOLD SIZE: 12"X12" |
| CFT-58  | CERAMIC FLOOR TILE: DALTILE COLORBODY PORCELAIN TILE ALTA VISTA #AV51 SUNSET GOLD SIZE: 12"X12" |
| CFT-59  | CERAMIC FLOOR TILE: DALTILE COLORBODY PORCELAIN TILE ALTA VISTA #AV51 SUNSET GOLD SIZE: 12"X12" |
| CFT-60  | CERAMIC FLOOR TILE: DALTILE COLORBODY PORCELAIN TILE ALTA VISTA #AV51 SUNSET GOLD SIZE: 12"X12" |
| CFT-61  | CERAMIC FLOOR TILE: DALTILE COLORBODY PORCELAIN TILE ALTA VISTA #AV51 SUNSET GOLD SIZE: 12"X12" |
| CFT-62  | CERAMIC FLOOR TILE: DALTILE COLORBODY PORCELAIN TILE ALTA VISTA #AV51 SUNSET GOLD SIZE: 12"X12" |
| CFT-63  | CERAMIC FLOOR TILE: DALTILE COLORBODY PORCELAIN TILE ALTA VISTA #AV51 SUNSET GOLD SIZE: 12"X12" |
| CFT-64  | CERAMIC FLOOR TILE: DALTILE COLORBODY PORCELAIN TILE ALTA VISTA #AV51 SUNSET GOLD SIZE: 12"X12" |
| CFT-65  | CERAMIC FLOOR TILE: DALTILE COLORBODY PORCELAIN TILE ALTA VISTA #AV51 SUNSET GOLD SIZE: 12"X12" |
| CFT-66  | CERAMIC FLOOR TILE: DALTILE COLORBODY PORCELAIN TILE ALTA VISTA #AV51 SUNSET GOLD SIZE: 12"X12" |
| CFT-67  | CERAMIC FLOOR TILE: DALTILE COLORBODY PORCELAIN TILE ALTA VISTA #AV51 SUNSET GOLD SIZE: 12"X12" |
| CFT-68  | CERAMIC FLOOR TILE: DALTILE COLORBODY PORCELAIN TILE ALTA VISTA #AV51 SUNSET GOLD SIZE: 12"X12" |
| CFT-69  | CERAMIC FLOOR TILE: DALTILE COLORBODY PORCELAIN TILE ALTA VISTA #AV51 SUNSET GOLD SIZE: 12"X12" |
| CFT-70  | CERAMIC FLOOR TILE: DALTILE COLORBODY PORCELAIN TILE ALTA VISTA #AV51 SUNSET GOLD SIZE: 12"X12" |
| CFT-71  | CERAMIC FLOOR TILE: DALTILE COLORBODY PORCELAIN TILE ALTA VISTA #AV51 SUNSET GOLD SIZE: 12"X12" |
| CFT-72  | CERAMIC FLOOR TILE: DALTILE COLORBODY PORCELAIN TILE ALTA VISTA #AV51 SUNSET GOLD SIZE: 12"X12" |
| CFT-73  | CERAMIC FLOOR TILE: DALTILE COLORBODY PORCELAIN TILE ALTA VISTA #AV51 SUNSET GOLD SIZE: 12"X12" |
| CFT-74  | CERAMIC FLOOR TILE: DALTILE COLORBODY PORCELAIN TILE ALTA VISTA #AV51 SUNSET GOLD SIZE: 12"X12" |
| CFT-75  | CERAMIC FLOOR TILE: DALTILE COLORBODY PORCELAIN TILE ALTA VISTA #AV51 SUNSET GOLD SIZE: 12"X12" |
| CFT-76  | CERAMIC FLOOR TILE: DALTILE COLORBODY PORCELAIN TILE ALTA VISTA #AV51 SUNSET GOLD SIZE: 12"X12" |
| CFT-77  | CERAMIC FLOOR TILE: DALTILE COLORBODY PORCELAIN TILE ALTA VISTA #AV51 SUNSET GOLD SIZE: 12"X12" |
| CFT-78  | CERAMIC FLOOR TILE: DALTILE COLORBODY PORCELAIN TILE ALTA VISTA #AV51 SUNSET GOLD SIZE: 12"X12" |
| CFT-79  | CERAMIC FLOOR TILE: DALTILE COLORBODY PORCELAIN TILE ALTA VISTA #AV51 SUNSET GOLD SIZE: 12"X12" |
| CFT-80  | CERAMIC FLOOR TILE: DALTILE COLORBODY PORCELAIN TILE ALTA VISTA #AV51 SUNSET GOLD SIZE: 12"X12" |
| CFT-81  | CERAMIC FLOOR TILE: DALTILE COLORBODY PORCELAIN TILE ALTA VISTA #AV51 SUNSET GOLD SIZE: 12"X12" |
| CFT-82  | CERAMIC FLOOR TILE: DALTILE COLORBODY PORCELAIN TILE ALTA VISTA #AV51 SUNSET GOLD SIZE: 12"X12" |
| CFT-83  | CERAMIC FLOOR TILE: DALTILE COLORBODY PORCELAIN TILE ALTA VISTA #AV51 SUNSET GOLD SIZE: 12"X12" |
| CFT-84  | CERAMIC FLOOR TILE: DALTILE COLORBODY PORCELAIN TILE ALTA VISTA #AV51 SUNSET GOLD SIZE: 12"X12" |
| CFT-85  | CERAMIC FLOOR TILE: DALTILE COLORBODY PORCELAIN TILE ALTA VISTA #AV51 SUNSET GOLD SIZE: 12"X12" |
| CFT-86  | CERAMIC FLOOR TILE: DALTILE COLORBODY PORCELAIN TILE ALTA VISTA #AV51 SUNSET GOLD SIZE: 12"X12" |
| CFT-87  | CERAMIC FLOOR TILE: DALTILE COLORBODY PORCELAIN TILE ALTA VISTA #AV51 SUNSET GOLD SIZE: 12"X12" |
| CFT-88  | CERAMIC FLOOR TILE: DALTILE COLORBODY PORCELAIN TILE ALTA VISTA #AV51 SUNSET GOLD SIZE: 12"X12" |
| CFT-89  | CERAMIC FLOOR TILE: DALTILE COLORBODY PORCELAIN TILE ALTA VISTA #AV51 SUNSET GOLD SIZE: 12"X12" |
| CFT-90  | CERAMIC FLOOR TILE: DALTILE COLORBODY PORCELAIN TILE ALTA VISTA #AV51 SUNSET GOLD SIZE: 12"X12" |
| CFT-91  | CERAMIC FLOOR TILE: DALTILE COLORBODY PORCELAIN TILE ALTA VISTA #AV51 SUNSET GOLD SIZE: 12"X12" |
| CFT-92  | CERAMIC FLOOR TILE: DALTILE COLORBODY PORCELAIN TILE ALTA VISTA #AV51 SUNSET GOLD SIZE: 12"X12" |
| CFT-93  | CERAMIC FLOOR TILE: DALTILE COLORBODY PORCELAIN TILE ALTA VISTA #AV51 SUNSET GOLD SIZE: 12"X12" |
| CFT-94  | CERAMIC FLOOR TILE: DALTILE COLORBODY PORCELAIN TILE ALTA VISTA #AV51 SUNSET GOLD SIZE: 12"X12" |
| CFT-95  | CERAMIC FLOOR TILE: DALTILE COLORBODY PORCELAIN TILE ALTA VISTA #AV51 SUNSET GOLD SIZE: 12"X12" |
| CFT-96  | CERAMIC FLOOR TILE: DALTILE COLORBODY PORCELAIN TILE ALTA VISTA #AV51 SUNSET GOLD SIZE: 12"X12" |
| CFT-97  | CERAMIC FLOOR TILE: DALTILE COLORBODY PORCELAIN TILE ALTA VISTA #AV51 SUNSET GOLD SIZE: 12"X12" |
| CFT-98  | CERAMIC FLOOR TILE: DALTILE COLORBODY PORCELAIN TILE ALTA VISTA #AV51 SUNSET GOLD SIZE: 12"X12" |
| CFT-99  | CERAMIC FLOOR TILE: DALTILE COLORBODY PORCELAIN TILE ALTA VISTA #AV51 SUNSET GOLD SIZE: 12"X12" |
| CFT-100 | CERAMIC FLOOR TILE: DALTILE COLORBODY PORCELAIN TILE ALTA VISTA #AV51 SUNSET GOLD SIZE: 12"X12" |
| CFT-101 | CERAMIC FLOOR TILE: DALTILE COLORBODY PORCELAIN TILE ALTA VISTA #AV51 SUNSET GOLD SIZE: 12"X12" |
| CFT-102 | CERAMIC FLOOR TILE: DALTILE COLORBODY PORCELAIN TILE ALTA VISTA #AV51 SUNSET GOLD SIZE: 12"X12" |
| CFT-103 | CERAMIC FLOOR TILE: DALTILE COLORBODY PORCELAIN TILE ALTA VISTA #AV51 SUNSET GOLD SIZE: 12"X12" |
| CFT-104 | CERAMIC FLOOR TILE: DALTILE COLORBODY PORCELAIN TILE ALTA VISTA #AV51 SUNSET GOLD SIZE: 12"X12" |
| CFT-105 | CERAMIC FLOOR TILE: DALTILE COLORBODY PORCELAIN TILE ALTA VISTA #AV51 SUNSET GOLD SIZE: 12"X12" |
| CFT-106 | CERAMIC FLOOR TILE: DALTILE COLORBODY PORCELAIN TILE ALTA VISTA #AV51 SUNSET GOLD SIZE: 12"X12" |
| CFT-107 | CERAMIC FLOOR TILE: DALTILE COLORBODY PORCELAIN TILE ALTA VISTA #AV51 SUNSET GOLD SIZE: 12"X12" |
| CFT-108 | CERAMIC FLOOR TILE: DALTILE COLORBODY PORCELAIN TILE ALTA VISTA #AV51 SUNSET GOLD SIZE: 12"X12" |
| CFT-109 | CERAMIC FLOOR TILE: DALTILE COLORBODY PORCELAIN TILE ALTA VISTA #AV51 SUNSET GOLD SIZE: 12"X12" |
| CFT-110 | CERAMIC FLOOR TILE: DALTILE COLORBODY PORCELAIN TILE ALTA VISTA #AV51 SUNSET GOLD SIZE: 12"X12" |
| CFT-111 | CERAMIC FLOOR TILE: DALTILE COLORBODY PORCELAIN TILE ALTA VISTA #AV51 SUNSET GOLD SIZE: 12"X12" |
| CFT-112 | CERAMIC FLOOR TILE: DALTILE COLORBODY PORCELAIN TILE ALTA VISTA #AV51 SUNSET GOLD SIZE: 12"X12" |
| CFT-113 | CERAMIC FLOOR TILE: DALTILE COLORBODY PORCELAIN TILE ALTA VISTA #AV51 SUNSET GOLD SIZE: 12"X12" |
| CFT-114 | CERAMIC FLOOR TILE: DALTILE COLORBODY PORCELAIN TILE ALTA VISTA #AV51 SUNSET GOLD SIZE: 12"X12" |
| CFT-115 | CERAMIC FLOOR TILE: DALTILE COLORBODY PORCELAIN TILE ALTA VISTA #AV51 SUNSET GOLD SIZE: 12"X12" |
| CFT-116 | CERAMIC FLOOR TILE: DALTILE COLORBODY PORCELAIN TILE ALTA VISTA #AV51 SUNSET GOLD SIZE: 12"X12" |
| CFT-117 | CERAMIC FLOOR TILE: DALTILE COLORBODY PORCELAIN TILE ALTA VISTA #AV51 SUNSET GOLD SIZE: 12"X12" |
| CFT-118 | CERAMIC FLOOR TILE: DALTILE COLORBODY PORCELAIN TILE ALTA VISTA #AV51 SUNSET GOLD SIZE: 12"X12" |
| CFT-119 | CERAMIC FLOOR TILE: DALTILE COLORBODY PORCELAIN TILE ALTA VISTA #AV51 SUNSET GOLD SIZE: 12"X12" |
| CFT-120 | CERAMIC FLOOR TILE: DALTILE COLORBODY PORCELAIN TILE ALTA VISTA #AV51 SUNSET GOLD SIZE: 12"X12" |
| CFT-121 | CERAMIC FLOOR TILE: DALTILE COLORBODY PORCELAIN TILE ALTA VISTA #AV51 SUNSET GOLD SIZE: 12"X12" |
| CFT-122 | CERAMIC FLOOR TILE: DALTILE COLORBODY PORCELAIN TILE ALTA VISTA #AV51 SUNSET GOLD SIZE: 12"X12" |
| CFT-123 | CERAMIC FLOOR TILE: DALTILE COLORBODY PORCELAIN TILE ALTA VISTA #AV51 SUNSET GOLD SIZE: 12"X12" |
| CFT-124 | CERAMIC FLOOR TILE: DALTILE COLORBODY PORCELAIN TILE ALTA VISTA #AV51 SUNSET GOLD SIZE: 12"X12" |
| CFT-125 | CERAMIC FLOOR TILE: DALTILE COLORBODY PORCELAIN TILE ALTA VISTA #AV51 SUNSET GOLD SIZE: 12"X12" |
| CFT-126 | CERAMIC FLOOR TILE: DALTILE COLORBODY PORCELAIN TILE ALTA VISTA #AV51 SUNSET GOLD SIZE: 12"X12" |
| CFT-127 | CERAMIC FLOOR TILE: DALTILE COLORBODY PORCELAIN TILE ALTA VISTA #AV51 SUNSET GOLD SIZE: 12"X12" |
| CFT-128 | CERAMIC FLOOR TILE: DALTILE COLORBODY PORCELAIN TILE ALTA VISTA #AV51 SUNSET GOLD SIZE: 12"X12" |
| CFT-129 | CERAMIC FLOOR TILE: DALTILE COLORBODY PORCELAIN TILE ALTA VISTA #AV51 SUNSET GOLD SIZE: 12"X12" |
| CFT-130 | CERAMIC FLOOR TILE: DALTILE COLORBODY PORCELAIN TILE ALTA VISTA #AV51 SUNSET GOLD SIZE: 12"X12" |
| CFT-131 | CERAMIC FLOOR TILE: DALTILE COLORBODY PORCELAIN TILE ALTA VISTA #AV51 SUNSET GOLD SIZE: 12"X12" |
| CFT-132 | CERAMIC FLOOR TILE: DALTILE COLORBODY PORCELAIN TILE ALTA VISTA #AV51 SUNSET GOLD SIZE: 12"X12" |
| CFT-133 | CERAMIC FLOOR TILE: DALTILE COLORBODY PORCELAIN TILE ALTA VISTA #AV51 SUNSET GOLD SIZE: 12"X12" |
| CFT-134 | CERAMIC FLOOR TILE: DALTILE COLORBODY PORCELAIN TILE ALTA VISTA #AV51 SUNSET GOLD SIZE: 12"X12" |
| CFT-135 | CERAMIC FLOOR TILE: DALTILE COLORBODY PORCELAIN TILE ALTA VISTA #AV51 SUNSET GOLD SIZE: 12"X12" |
| CFT-136 | CERAMIC FLOOR TILE: DALTILE COLORBODY PORCELAIN TILE ALTA VISTA #AV51 SUNSET GOLD SIZE: 12"X12" |
| CFT-137 | CERAMIC FLOOR TILE: DALTILE COLORBODY PORCELAIN TILE ALTA VISTA #AV51 SUNSET GOLD SIZE: 12"X12" |
| CFT-138 | CERAMIC FLOOR TILE: DALTILE COLORBODY PORCELAIN TILE ALTA VISTA #AV51 SUNSET GOLD SIZE: 12"X12" |
| CFT-139 | CERAMIC FLOOR TILE: DALTILE COLORBODY PORCELAIN TILE ALTA VISTA #AV51 SUNSET GOLD SIZE: 12"X12" |
| CFT-140 | CERAMIC FLOOR TILE: DALTILE COLORBODY PORCELAIN TILE ALTA VISTA #AV51 SUNSET GOLD SIZE: 12"X12" |
| CFT-141 | CERAMIC FLOOR TILE: DALTILE COLORBODY PORCELAIN TILE ALTA VISTA #AV51 SUNSET GOLD SIZE: 12"X12" |
| CFT-142 | CERAMIC FLOOR TILE: DALTILE COLORBODY PORCELAIN TILE ALTA VISTA #AV51 SUNSET GOLD SIZE: 12"X12" |
| CFT-143 | CERAMIC FLOOR TILE: DALTILE COLORBODY PORCELAIN TILE ALTA VISTA #AV51 SUNSET GOLD SIZE: 12"X12" |
| CFT-144 | CERAMIC FLOOR TILE: DALTILE COLORBODY PORCELAIN TILE ALTA VISTA #AV51 SUNSET GOLD SIZE: 12"X12" |
| CFT-145 | CERAMIC FLOOR TILE: DALTILE COLORBODY PORCELAIN TILE ALTA VISTA #AV51 SUNSET GOLD SIZE: 12"X12" |
| CFT-146 | CERAMIC FLOOR TILE: DALTILE COLORBODY PORCELAIN TILE ALTA VISTA #AV51 SUNSET GOLD SIZE: 12"X12" |
| CFT-147 | CERAMIC FLOOR TILE: DALTILE COLORBODY PORCELAIN TILE ALTA VISTA #AV51 SUNSET GOLD SIZE: 12"X12" |
| CFT-148 | CERAMIC FLOOR TILE: DALTILE COLORBODY PORCELAIN TILE ALTA VISTA #AV51 SUNSET GOLD SIZE: 12"X12" |
| CFT-149 | CERAMIC FLOOR TILE: DALTILE COLORBODY PORCELAIN TILE ALTA VISTA #AV51 SUNSET GOLD SIZE: 12"X12" |
| CFT-150 | CERAMIC FLOOR TILE: DALTILE COLORBODY PORCELAIN TILE ALTA VISTA #AV51 SUNSET GOLD SIZE: 12"X12" |
| CFT-151 | CERAMIC FLOOR TILE: DALTILE COLORBODY PORCELAIN TILE ALTA VISTA #AV51 SUNSET GOLD SIZE: 12"X12" |
| CFT-152 | CERAMIC FLOOR TILE: DALTILE COLORBODY PORCELAIN TILE ALTA VISTA #AV51 SUNSET GOLD SIZE: 12"X12" |
| CFT-153 | CERAMIC FLOOR TILE: DALTILE COLORBODY PORCELAIN TILE ALTA VISTA #AV51 SUNSET GOLD SIZE: 12"X12" |
| CFT-154 | CERAMIC FLOOR TILE: DALTILE COLORBODY PORCELAIN TILE ALTA VISTA #AV51 SUNSET GOLD SIZE: 12"X12" |
| CFT-155 | CERAMIC FLOOR TILE: DALTILE COLORBODY PORCELAIN TILE ALTA VISTA #AV51 SUNSET GOLD SIZE: 12"X12" |
| CFT-156 | CERAMIC FLOOR TILE: DALTILE COLORBODY PORCELAIN TILE ALTA VISTA #AV51 SUNSET GOLD SIZE: 12"X12" |
| CFT-157 | CERAMIC FLOOR TILE: DALTILE COLORBODY PORCELAIN TILE ALTA VISTA #AV51 SUNSET GOLD SIZE: 12"X12" |
| CFT-158 | CERAMIC FLOOR TILE: DALTILE COLORBODY PORCELAIN TILE ALTA VISTA #AV51 SUNSET GOLD SIZE: 12"X12" |
| CFT-159 | CERAMIC FLOOR TILE: DALTILE COLORBODY PORCELAIN TILE ALTA VISTA #AV51 SUNSET GOLD SIZE: 12"X12" |
| CFT-160 | CERAMIC FLOOR TILE: DALTILE COLORBODY PORCELAIN TILE ALTA VISTA #AV51 SUNSET GOLD SIZE: 12"X12" |
| CFT-161 | CERAMIC FLOOR TILE: DALTILE COLORBODY PORCELAIN TILE ALTA VISTA #AV51 SUNSET GOLD SIZE: 12"X12" |
| CFT-162 | CERAMIC FLOOR TILE: DALTILE COLORBODY PORCELAIN TILE ALTA VISTA #AV51 SUNSET GOLD SIZE: 12"X12" |
| CFT-163 | CERAMIC FLOOR TILE: DALTILE COLORBODY PORCELAIN TILE ALTA VISTA #AV51 SUNSET GOLD SIZE: 12"X12" |
| CFT-164 | CERAMIC FLOOR TILE: DALTILE COLORBODY PORCELAIN TILE ALTA VISTA #AV51 SUNSET GOLD SIZE: 12"X12" |
| CFT-165 | CERAMIC FLOOR TILE: DALTILE COLORBODY PORCELAIN TILE ALTA VISTA #AV51 SUNSET GOLD SIZE: 12"X12" |
| CFT-166 | CERAMIC FLOOR TILE: DALTILE COLORBODY PORCELAIN TILE ALTA VISTA #AV51 SUNSET GOLD SIZE: 12"X12" |
| CFT-167 | CERAMIC FLOOR TILE: DALTILE COLORBODY PORCELAIN TILE ALTA VISTA #AV51 SUNSET GOLD SIZE: 12"X12" |
| CFT-168 | CERAMIC FLOOR TILE: DALTILE COLORBODY PORCELAIN TILE ALTA VISTA #AV51 SUNSET GOLD SIZE: 12"X12" |
| CFT-169 | CERAMIC FLOOR TILE: DALTILE COLORBODY PORCELAIN TILE ALTA VISTA #AV51 SUNSET GOLD SIZE: 12"X12" |
| CFT-170 | CERAMIC FLOOR TILE: DALTILE COLORBODY PORCELAIN TILE ALTA VISTA #AV51 SUNSET GOLD SIZE: 12"X12" |
| CFT-171 | CERAMIC   |





1  
A10.5  
1/8" = 1'-0"

SYMBOL LEGEND



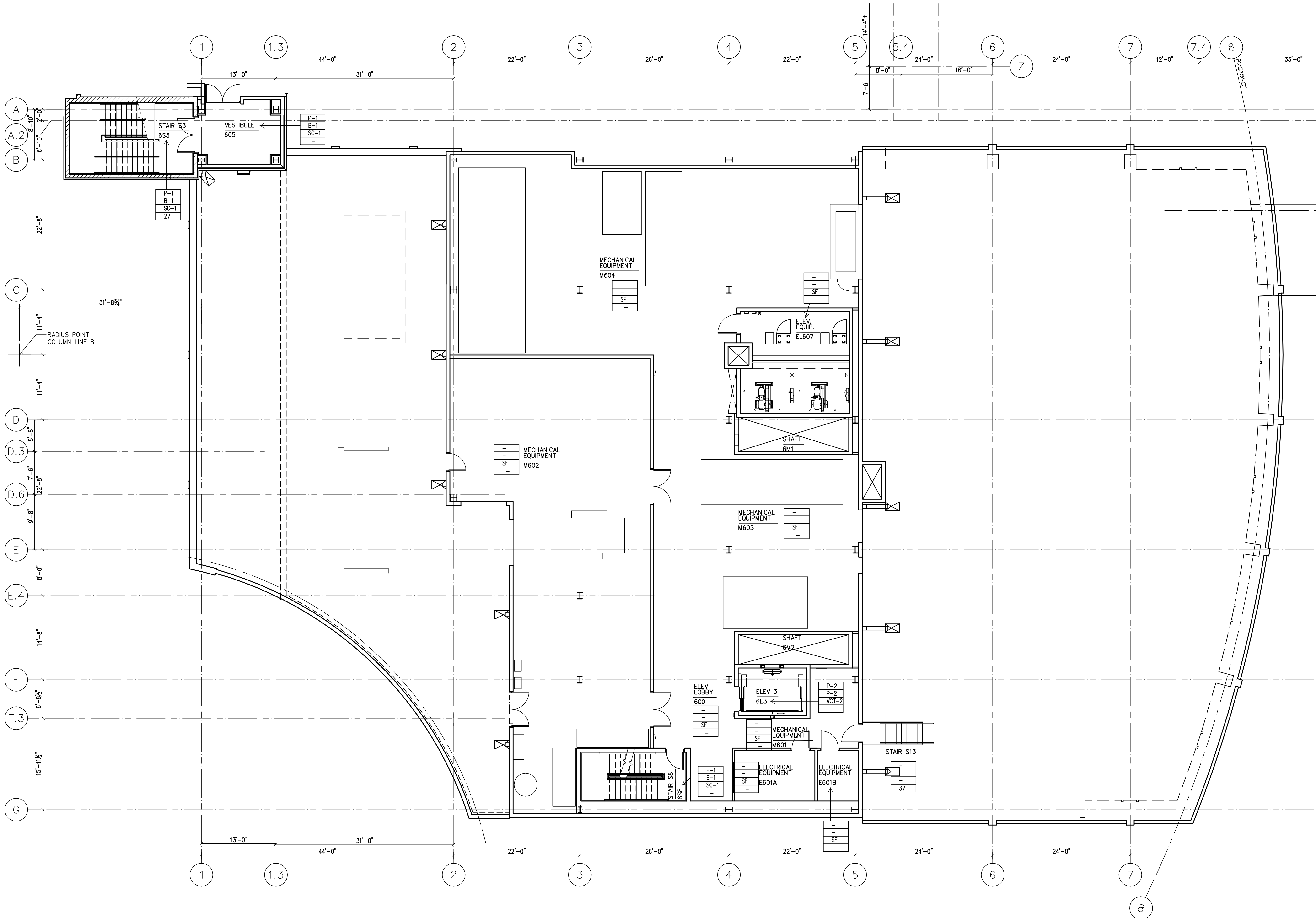
GENERAL FINISH NOTES

- KEYED FINISH NOTES BELOW APPLY TO FINISH PLANS ONLY AND ARE NOT FOR REFERENCE ON OTHER DRAWINGS UNLESS INDICATED.
- FINISH MANUFACTURERS, PATTERNS AND COLORS INDICATED ARE INTENDED TO ESTABLISH MINIMUM ACCEPTABLE DESIGN PARAMETERS. ACCEPTABLE ALTERNATE MANUFACTURERS ARE LISTED IN THE SPECIFICATIONS AND MAY BE ACCEPTED OR REJECTED BY THE ARCHITECT ON THE BASIS OF AESTHETIC CRITERIA.
- AREAS TO RECEIVE CERAMIC, CERAMIC MOSAIC, OR QUARRY FLOOR TILE INDICATED WITH FLOOR DRUMS, ARE TO BE INSTALLED "TWO SET": ALL NET AREAS, SUCH AS KITCHEN, TOILET, SHOWER AREAS TO RECEIVE WATERPROOFING.
- HOLLOW METAL DOOR AND/OR FRAMES TO BE PAINT P-1 UNLESS NOTED OTHERWISE.
- OVERALL PAINT COLOR TO BE PAINT P-1 UNLESS NOTED OTHERWISE.
- ALL WALL FINISHES TO BE FULL HEIGHT OF WALL TO CEILING OR EXPOSED DECK, UNLESS NOTED OTHERWISE.
- PAINTED STEEL HANDRAILS, STAIRS, RAMPING, ETC. TO INCLUDE EXPOSED STEEL, GUARDRAILS, FROCKETS, PIPE RAILS, STRINGERS, CHANNEL STRINGERS, STEEL PANS, ETC. PAINT COLOR TO BE P-8.
- FINISH PLANS DO NOT INDICATE CEILING FINISHES OR TYPES. SEE ARCH SERIES DRAWINGS FOR CEILING INFORMATION.
- REFER TO SPECIFICATION MATERIALS FOR ALL FINISH MATERIAL INFORMATION, INCLUDING ELEVATOR FINISHES.
- REFER TO SHEET A10.11 FOR ALTERNATE FINISH MATERIALS.
- REFER TO SHEET A10.3 FOR ALL FLOOR MATERIALS FINISH TRANSITION DETAILS.

KEYED FINISH NOTES

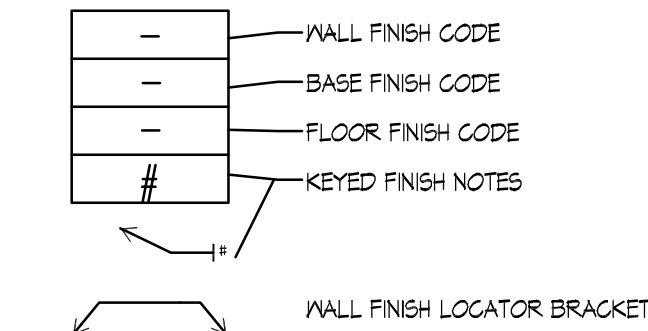
- COLUMNS TO BE PAINTED P-4.
- WALL TO BE PAINTED P-2. IF COLUMN, COLUMN TO BE PAINTED THIS COLOR ON ALL SIDES U.O.N.
- WALL TO BE PAINTED P-2. IF COLUMN, COLUMN TO BE PAINTED THIS COLOR ON ALL SIDES U.O.N.
- WALL TO BE PAINTED P-4. IF COLUMN, COLUMN TO BE PAINTED THIS COLOR ON ALL SIDES U.O.N.
- WALL TO BE PAINTED P-5. IF COLUMN, COLUMN TO BE PAINTED THIS COLOR ON ALL SIDES U.O.N.
- WALL TO BE PAINTED P-5. IF COLUMN, COLUMN TO BE PAINTED THIS COLOR ON ALL SIDES U.O.N.
- WALL TO BE PAINTED P-1. IF COLUMN, COLUMN TO BE PAINTED THIS COLOR ON ALL SIDES U.O.N.
- WALL TO BE PAINTED P-8. IF COLUMN, COLUMN TO BE PAINTED THIS COLOR ON ALL SIDES U.O.N.
- ALL STEEL, COUNTERS, SUPPORTS TO BE PAINTED P-1.
- FLOOR TO BE RANDOM PATTERN OF 80% VCT-1, 40% VCT-2, 40% VCT-3. SEE PATTERN EXAMPLE P1 ON SHEET A10.8.
- ROOM TO BE FINISHED BY OUTSIDE VENDOR.
- WALL FINISH TO BE PATTERN OF CMT-1, CMT-6, AND CMT-7. TILE TO BE FULL HEIGHT ON PLUMBING WALLS ONLY. ALL OTHER WALLS TO BE P-1 U.O.N. SEE ARCH SERIES DRAWINGS FOR WALL PATTERN TYPICALS. SEE SHEET A10.8 FOR FLOOR PATTERN TYPICALS.
- SEE DRAWINGS A10.8, A10.9, A10.10, AND A10.11 FOR FLOOR PATTERN DRAWINGS.
- CFT-2 TO BE USED ON RAMP IN THIS AREA.
- WPT-1 TO BE INSTALLED ON TWO WALLS BEHIND MOP BASIN TO 4'-0" AFF. WPT-1 TO EXTEND 1'-0" BEYOND BOTH EDGES OF MOP BASIN.
- TILE ON INDICATED WALL ONLY.
- WALL FINISH TO BE COMBINATION OF P-1, P-2, P-3, P-4, P-5, P-6, P-7, P-8, P-9, P-10, P-11, P-12, P-13, P-14, P-15, P-16, P-17, P-18, P-19, P-20, P-21, P-22, P-23, P-24, P-25, P-26, P-27, P-28, P-29, P-30, P-31, P-32, P-33, P-34, P-35, P-36, P-37, P-38, P-39, P-40, P-41, P-42, P-43, P-44, P-45, P-46, P-47, P-48, P-49, P-50, P-51, P-52, P-53, P-54, P-55, P-56, P-57, P-58, P-59, P-60, P-61, P-62, P-63, P-64, P-65, P-66, P-67, P-68, P-69, P-70, P-71, P-72, P-73, P-74, P-75, P-76, P-77, P-78, P-79, P-80, P-81, P-82, P-83, P-84, P-85, P-86, P-87, P-88, P-89, P-90, P-91, P-92, P-93, P-94, P-95, P-96, P-97, P-98, P-99, P-100, P-101, P-102, P-103, P-104, P-105, P-106, P-107, P-108, P-109, P-110, P-111, P-112, P-113, P-114, P-115, P-116, P-117, P-118, P-119, P-120, P-121, P-122, P-123, P-124, P-125, P-126, P-127, P-128, P-129, P-130, P-131, P-132, P-133, P-134, P-135, P-136, P-137, P-138, P-139, P-140, P-141, P-142, P-143, P-144, P-145, P-146, P-147, P-148, P-149, P-150, P-151, P-152, P-153, P-154, P-155, P-156, P-157, P-158, P-159, P-160, P-161, P-162, P-163, P-164, P-165, P-166, P-167, P-168, P-169, P-170, P-171, P-172, P-173, P-174, P-175, P-176, P-177, P-178, P-179, P-180, P-181, P-182, P-183, P-184, P-185, P-186, P-187, P-188, P-189, P-190, P-191, P-192, P-193, P-194, P-195, P-196, P-197, P-198, P-199, P-200, P-201, P-202, P-203, P-204, P-205, P-206, P-207, P-208, P-209, P-210, P-211, P-212, P-213, P-214, P-215, P-216, P-217, P-218, P-219, P-220, P-221, P-222, P-223, P-224, P-225, P-226, P-227, P-228, P-229, P-230, P-231, P-232, P-233, P-234, P-235, P-236, P-237, P-238, P-239, P-240, P-241, P-242, P-243, P-244, P-245, P-246, P-247, P-248, P-249, P-250, P-251, P-252, P-253, P-254, P-255, P-256, P-257, P-258, P-259, P-260, P-261, P-262, P-263, P-264, P-265, P-266, P-267, P-268, P-269, P-270, P-271, P-272, P-273, P-274, P-275, P-276, P-277, P-278, P-279, P-280, P-281, P-282, P-283, P-284, P-285, P-286, P-287, P-288, P-289, P-290, P-291, P-292, P-293, P-294, P-295, P-296, P-297, P-298, P-299, P-300, P-301, P-302, P-303, P-304, P-305, P-306, P-307, P-308, P-309, P-310, P-311, P-312, P-313, P-314, P-315, P-316, P-317, P-318, P-319, P-320, P-321, P-322, P-323, P-324, P-325, P-326, P-327, P-328, P-329, P-330, P-331, P-332, P-333, P-334, P-335, P-336, P-337, P-338, P-339, P-340, P-341, P-342, P-343, P-344, P-345, P-346, P-347, P-348, P-349, P-350, P-351, P-352, P-353, P-354, P-355, P-356, P-357, P-358, P-359, P-360, P-361, P-362, P-363, P-364, P-365, P-366, P-367, P-368, P-369, P-370, P-371, P-372, P-373, P-374, P-375, P-376, P-377, P-378, P-379, P-380, P-381, P-382, P-383, P-384, P-385, P-386, P-387, P-388, P-389, P-390, P-391, P-392, P-393, P-394, P-395, P-396, P-397, P-398, P-399, P-400, P-401, P-402, P-403, P-404, P-405, P-406, P-407, P-408, P-409, P-410, P-411, P-412, P-413, P-414, P-415, P-416, P-417, P-418, P-419, P-420, P-421, P-422, P-423, P-424, P-425, P-426, P-427, P-428, P-429, P-430, P-431, P-432, P-433, P-434, P-435, P-436, P-437, P-438, P-439, P-440, P-441, P-442, P-443, P-444, P-445, P-446, P-447, P-448, P-449, P-450, P-451, P-452, P-453, P-454, P-455, P-456, P-457, P-458, P-459, P-460, P-461, P-462, P-463, P-464, P-465, P-466, P-467, P-468, P-469, P-470, P-471, P-472, P-473, P-474, P-475, P-476, P-477, P-478, P-479, P-480, P-481, P-482, P-483, P-484, P-485, P-486, P-487, P-488, P-489, P-490, P-491, P-492, P-493, P-494, P-495, P-496, P-497, P-498, P-499, P-500, P-501, P-502, P-503, P-504, P-505, P-506, P-507, P-508, P-509, P-510, P-511, P-512, P-513, P-514, P-515, P-516, P-517, P-518, P-519, P-520, P-521, P-522, P-523, P-524, P-525, P-526, P-527, P-528, P-529, P-530, P-531, P-532, P-533, P-534, P-535, P-536, P-537, P-538, P-539, P-540, P-541, P-542, P-543, P-544, P-545, P-546, P-547, P-548, P-549, P-550, P-551, P-552, P-553, P-554, P-555, P-556, P-557, P-558, P-559, P-560, P-561, P-562, P-563, P-564, P-565, P-566, P-567, P-568, P-569, P-570, P-571, P-572, P-573, P-574, P-575, P-576, P-577, P-578, P-579, P-580, P-581, P-582, P-583, P-584, P-585, P-586, P-587, P-588, P-589, P-590, P-591, P-592, P-593, P-594, P-595, P-596, P-597, P-598, P-599, P-600, P-601, P-602, P-603, P-604, P-605, P-606, P-607, P-608, P-609, P-610, P-611, P-612, P-613, P-614, P-615, P-616, P-617, P-618, P-619, P-620, P-621, P-622, P-623, P-624, P-625, P-626, P-627, P-628, P-629, P-630, P-631, P-632, P-633, P-634, P-635, P-636, P-637, P-638, P-639, P-640, P-641, P-642, P-643, P-644, P-645, P-646, P-647, P-648, P-649, P-650, P-651, P-652, P-653, P-654, P-655, P-656, P-657, P-658, P-659, P-660, P-661, P-662, P-663, P-664, P-665, P-666, P-667, P-668, P-669, P-670, P-671, P-672, P-673, P-674, P-675, P-676, P-677, P-678, P-679, P-680, P-681, P-682, P-683, P-684, P-685, P-686, P-687, P-688, P-689, P-690, P-691, P-692, P-693, P-694, P-695, P-696, P-697, P-698, P-699, P-700, P-701, P-702, P-703, P-704, P-705, P-706, P-707, P-708, P-709, P-710, P-711, P-712, P-713, P-714, P-715, P-716, P-717, P-718, P-719, P-720, P-721, P-722, P-723, P-724, P-725, P-726, P-727, P-728, P-729, P-730, P-731, P-732, P-733, P-734, P-735, P-736, P-737, P-738, P-739, P-740, P-741, P-742, P-743, P-744, P-745, P-746, P-747, P-748, P-749, P-750, P-751, P-752, P-753, P-754, P-755, P-756, P-757, P-758, P-759, P-760, P-761, P-762, P-763, P-764, P-765, P-766, P-767, P-768, P-769, P-770, P-771, P-772, P-773, P-774, P-775, P-776, P-777, P-778, P-779, P-780, P-781, P-782, P-783, P-784, P-785, P-786, P-787, P-788, P-789, P-790, P-791, P-792, P-793, P-794, P-795, P-796, P-797, P-798, P-799, P-800, P-801, P-802, P-803, P-804, P-805, P-806, P-807, P-808, P-809, P-810, P-811, P-812, P-813, P-814, P-815, P-816, P-817, P-818, P-819, P-820, P-821, P-822, P-823, P-824, P-825, P-826, P-827, P-828, P-829, P-830, P-831, P-832, P-833, P-834, P-835, P-836, P-837, P-838, P-839, P-840, P-841, P-842, P-843, P-844, P-845, P-846, P-847, P-848, P-849, P-850, P-851, P-852, P-853, P-854, P-855, P-856, P-857, P-858, P-859, P-860, P-861, P-862, P-863, P-864, P-865, P-866, P-867, P-868, P-869, P-870, P-871, P-872, P-873, P-874, P-875, P-876, P-877, P-878, P-879, P-880, P-881, P-882, P-883, P-884, P-885, P-886, P-887, P-888, P-889, P-890, P-891, P-892, P-893, P-894, P-895, P-896, P-897, P-898, P-899, P-900, P-901, P-902, P-903, P-904, P-905, P-906, P-907, P-908, P-909, P-910, P-911, P-912, P-913, P-914, P-915, P-916, P-917, P-918, P-919, P-920, P-921, P-922, P-923, P-924, P-925, P-926, P-927, P-928, P-929, P-930, P-931, P-932, P-933, P-934, P-935, P-936, P-937, P-938, P-939, P-940, P-941, P-942, P-943, P-944, P-945, P-946, P-947, P-948, P-949, P-950, P-951, P-952, P-953, P-954, P-955, P-956, P-957, P-958, P-959, P-960, P-961, P-962, P-963, P-964, P-965, P-966, P-967, P-968, P-969, P-970, P-971, P-972, P-973, P-974, P-975, P-976, P-977, P-978, P-979, P-980, P-981, P-982, P-983, P-984, P-985, P-986, P-987, P-988, P-989, P-990, P-991, P-992, P-993, P-994, P-995, P-996, P-997, P-998, P-999, P-1000, P-1001, P-1002, P-1003, P-1004, P-1005, P-1006, P-1007, P-1008, P-1009, P-1010, P-1011, P-1012, P-1013, P-1014, P-1015, P-1016, P-1017, P-1018, P-1019, P-1020, P-1021, P-1022, P-1023, P-1024, P-1025, P-1026, P-1027, P-1028, P-1029, P-1030, P-1031, P-1032, P-1033, P-1034, P-1035, P-1036, P-1037, P-1038, P-1039, P-1040, P-1041, P-1042, P-1043, P-1044, P-1045, P-1046, P-1047, P-1048, P-1049, P-1050, P-1051, P-1052, P-1053, P-1054, P-1055, P-1056, P-1057, P-1058, P-1059, P-1060, P-1061, P-1062, P-1063, P-1064, P-1065, P-1066, P-1067, P-1068, P-1069, P-1070, P-1071, P-1072, P-1073, P-1074, P-1075, P-1076, P-1077, P-1078, P-1079, P-1080, P-1081, P-1082, P-1083, P-1084, P-1085, P-1086, P-1087, P-1088, P-1089, P-1090, P-1091, P-1092, P-1093, P-1094, P-1095, P-1096, P-1097, P-1098, P-1099, P-1100, P-1101, P-1102, P-1103, P-1104, P-1105, P-1106, P-1107, P-1108, P-1109, P-1110, P-1111, P-1112, P-1113, P-1114, P-1115, P-1116, P-1117, P-1118, P-1119, P-1120, P-1121, P-1122, P-1123, P-1124, P-1125, P-1126, P-1127, P-1128, P-1129, P-1130, P-1131, P-1132, P-1133, P-1134, P-1135, P-1136, P-1137, P-1138, P-1139, P-1140, P-1141, P-1142, P-1143, P-1144, P-1145, P-1146, P-1147, P-1148, P-1149, P-1150, P-1151, P-1152, P-1153, P-1154, P-1155, P-1156, P-1157, P-1158, P-1159, P-1160, P-1161, P-1162, P-1163, P-1164, P-1165, P-1166, P-1167, P-1168, P-1169, P-1170, P-1171, P-1172, P-1173, P-1174, P-1175, P-1176, P-1177, P-1178, P-1179, P-1180, P-1181, P-1182, P-1183, P-1184, P-1185, P-1186, P-1187, P-1188, P-1189, P-1190, P-1191, P-1192, P-1193, P-1194, P-1195, P-1196, P-1197, P-1198, P-1199, P-1200, P-1201, P-1202, P-1203, P-1204, P-1205, P-1206, P-1207, P-1208, P-1209, P-1210, P-1211, P-1212, P-1213, P-1214, P-1215, P-1216, P-1217, P-1218, P-1219, P-1220, P-1221, P-1222, P-1223, P-1224, P-1225, P-1226, P-1227, P-1228, P-1229, P-1230, P-1231, P-1232, P-1233, P-1234, P-1235, P-1236, P-1237, P-1238, P-1239, P-1240, P-1241, P-1242, P-1243, P-1244, P-1245, P-1246, P-1247, P-1248, P-1249, P-1250, P-1251, P-1252, P-1253, P-1254, P-1255, P-1256, P-1257, P-1258, P-1259, P-1260, P-1261, P-1262, P-1263, P-1264, P-1265, P-1266, P-1267, P-1268, P-1269, P-1270, P-1271, P-1272, P-1273, P-1274, P-1275, P-1276, P-1277, P-1278, P-1279, P-1280, P-1281, P-1282, P-1283, P-1284, P-1285, P-1286, P-1287, P-1288, P-1289, P-1290, P-1291, P-1292, P-1293, P-1294, P-1295, P-1296, P-1297, P-1298, P-1299, P-1300, P-1301, P-1302, P-1303, P-1304, P-1305, P-1306, P-1307, P-1308, P-1309, P-1310, P-1311, P-1312, P-1313, P-1314, P-1315, P-1316, P-1317, P-1318, P-1319, P-1320, P-1321, P-1322, P-1323, P-1324, P-1325, P-1326, P-1327, P-1328, P-1329, P-1330, P-1331, P-1332, P-1333, P-1334, P-1335, P-1336, P-1337, P-1338, P-1339, P-1340, P-1341, P-1342, P-1343, P-1344, P-1345, P-1346, P-1347, P-1348, P-1349, P-1350, P-1351, P-1352, P-1353, P-1354, P-1355, P-1356, P-1357, P-1358, P-1359, P-1360, P-1361, P-1362, P-1363, P-1364, P-1365, P-1366, P-1367, P-1368, P-1369, P-1370, P-1371, P-1372, P-1373, P-1374, P-1375, P-1376, P-1377, P-1378, P-1379, P-1380, P-1381, P-1382, P-1383, P-1384, P-1385, P-1386, P-1387, P-1388, P-1389, P-1390, P-1391, P-1392, P-1393, P-1394, P-1395, P-1396, P-1397, P-1398, P-1399, P-1400, P-1401, P-1402, P-1403, P-1404, P-1405, P-1406, P-1407, P-1408, P-1409, P-1410, P-1411, P-1412, P-1413, P-1414, P-1415, P-1416, P-1417, P-1418, P-1419, P-1420, P-1421, P-1422, P-1423, P-1424, P-1425, P-1426, P-1427, P-1428, P-1429, P-1430, P-1431, P-1432, P-1433, P-1434, P-1435, P-1436, P-1437, P-1438, P-1439, P-1440, P-1441, P-1442, P-1443, P-1444, P-1445, P-1446, P-1447, P-1448, P-1449, P-1450, P-1451, P-1452, P-1453, P-1454, P-1455, P-1456, P-1457, P-1458, P-1459, P-1460, P-1461, P-1462, P-1463, P-1464, P-1465, P-1466, P-1467, P-1468, P-1469, P-1470, P-1471, P-1472, P-1473, P-1474, P-1475, P-1476, P-1477, P-1478, P-1479, P-1480, P-1481, P-1482, P-1483, P-1484, P-1485, P-1486, P-1487, P-1488, P-1489, P-1490, P-1491, P-1492, P-1493, P-1494, P-1495, P-1496, P-1497, P-1498, P-1499, P-1500, P-1501, P-1502, P-1503, P-1504, P-1505, P-1506, P-1507, P-1508, P-1509, P-1510, P-1511, P-1512, P-1513, P-1514, P-1515, P-1516, P-1517, P-1518, P-1519, P-1520, P-1521, P-1522, P-1523, P-1524, P-1525, P-1526, P-1527, P-1528, P-1529, P-1530, P-1531, P-1532, P-1533, P-1534, P-1535, P-1536, P-1537, P-1538, P-1539, P-1540, P-1541, P-1542, P-1543, P-1544, P-1545, P-1546, P-1547, P-1548, P-1549, P-1550, P-1551, P-1552, P-1553, P-1554, P-1555, P-1556, P-1557, P-1558, P-1559, P-1560, P-1561, P-1562, P-1563, P-1564, P-1565, P-1566, P-1567, P-1568, P-1569, P-1570, P-1571, P-1572, P-1573, P-1574, P-1575, P-1576, P-1577, P-1578, P-1579, P-1580, P-1581, P-1582, P-1583, P-1584, P-1585, P-1586, P-1587, P-1588, P-1589, P-1590, P-1591, P-1592, P-1593, P-1594, P-1595, P-1596, P-1597, P-1598, P-1599, P-1600, P-1601, P-1602, P-1603, P-1604, P-1605, P-1606, P-1607, P-1608, P-1609, P-1610, P-1611, P-1612, P-1613, P-1614, P-1615, P-1616, P-1617, P-1618, P-1619, P-1620, P-1621, P-1622, P-1623, P-1624, P-1625, P-1626, P-1627, P-1628, P-1629, P-1630, P-1631, P-1632, P-1633, P-1634, P-1635, P-1636, P-1637, P-1638, P-1639, P-1640, P-1641, P-1642, P-1643, P-1644, P-1645, P-1646, P-1647, P-1648, P-1649, P-1650, P-1651, P-1652, P-1653, P-1654, P-1655, P-1656, P-1657, P-1658, P-1659, P-1660, P-1661, P-1662, P-1663, P-1664, P-1665, P-1666, P-1667, P-1668, P-1669, P-1670, P-1671, P-1672, P-1673, P-1674, P-1675, P-1676, P-1677, P-1678, P-1679, P-1680, P-1681, P-1682, P-1683, P-1684, P-1685, P-1686, P-1687, P-1688, P-1689, P-1690, P-1691, P-1692, P-1693, P-1694, P-1695, P-1696, P-1697, P-1698, P-1699, P-1700, P-1701, P-1702, P-1703, P-1704, P-1705, P-1706, P-1707, P-1708, P-1709, P-1710, P-1711, P-1712, P-1713, P-1714, P-1715, P-1716, P-1717, P-1718, P-1719, P-1720, P-1721, P-1722, P-1723, P-1724, P-1725, P-1726, P-





1 PENTHOUSE FINISH PLAN  
A10.6 1/8" = 1'-0"

SYMBOL LEGEND



GENERAL FINISH NOTES

- KEYED FINISH NOTES BELOW APPLY TO FINISH PLANS ONLY AND ARE NOT FOR REFERENCE ON OTHER DRAWINGS UNLESS INDICATED.
- FINISH MANUFACTURERS, PATTERNS AND COLORS INDICATED ARE INTENDED TO ESTABLISH MINIMUM ACCEPTABLE DESIGN PARAMETERS. ACCEPTABLE ALTERNATE MANUFACTURERS ARE LISTED IN THE SPECIFICATIONS AND MAY BE ACCEPTED OR REJECTED BY THE ARCHITECT ON THE BASIS OF AESTHETIC CRITERIA ALONE.
- AREAS TO RECEIVE CERAMIC, CERAMIC MOSAIC, OR QUARRY FLOOR TILE INDICATED WITH FLOOR DRAINS, ARE TO BE INSTALLED "MID SET". ALL NET AREAS, SUCH AS KITCHEN & TOILET SHOWERS AND TO RECEIVE WATERPROOFING.
- HOLLOW METAL DOOR/WINDOW FRAMES TO BE PAINT P-8 UNLESS NOTED OTHERWISE.
- OVERALL PAINT COLOR TO BE PAINT P-1 UNLESS NOTED OTHERWISE.
- ALL WALL FINISHES TO BE FULL HEIGHT OF WALL (TO CEILING OR EXPOSED DECK), UNLESS NOTED OTHERWISE.
- PAINTED STEEL HANDRAILS AT STAIRS, RAMP, ETC. TO INCLUDE EXPOSED STEEL GUARDRAILS, PICKETS, PIPE RAILS, STRINGERS, CHANNEL STRINGERS, STEEL, PLANK, ETC. PAINT COLOR TO BE P-8.
- FINISH PLANS DO NOT INDICATE CEILING FINISHES OR TYPES. SEE A1 SERIES DRAWINGS FOR CEILING INFORMATION.
- REFER TO SPECIFICATION MANUAL FOR ALL FINISH MATERIAL INFORMATION, INCLUDING ELEVATOR FINISHES.
- REFER TO SHEET A10.11 FOR ALTERNATE FINISH MATERIALS.
- REFER TO SHEET A10.8 FOR ALL FLOOR MATERIALS FINISH TRANSITION DETAILS.

KEYED FINISH NOTES

- COLUMNS TO BE PAINTED P-4.
- WALL TO BE PAINTED P-2. IF COLUMN, COLUMN TO BE PAINTED THIS COLOR ON ALL SIDES U.O.N.
- WALL TO BE PAINTED P-3. IF COLUMN, COLUMN TO BE PAINTED THIS COLOR ON ALL SIDES U.O.N.
- WALL TO BE PAINTED P-4. IF COLUMN, COLUMN TO BE PAINTED THIS COLOR ON ALL SIDES U.O.N.
- WALL TO BE PAINTED P-5. IF COLUMN, COLUMN TO BE PAINTED THIS COLOR ON ALL SIDES U.O.N.
- WALL TO BE PAINTED P-6. IF COLUMN, COLUMN TO BE PAINTED THIS COLOR ON ALL SIDES U.O.N.
- WALL TO BE PAINTED P-7. IF COLUMN, COLUMN TO BE PAINTED THIS COLOR ON ALL SIDES U.O.N.
- WALL TO BE PAINTED P-8. IF COLUMN, COLUMN TO BE PAINTED THIS COLOR ON ALL SIDES U.O.N.
- ALL STEEL COUNTERTOP SUPPORTS TO BE PAINTED P-1.
- FLOOR TO BE RANDOM PATTERN OF 60% VCT-1, 40% VCT-2, 40% VCT-3. SEE PATTERN EXAMPLE P1 ON SHEET A10.8.
- ROOM TO BE FINISHED BY OTHERS.
- WALL FINISH TO BE PATTERN OF CMT-1, CMT-2, AND CMT-3. TILE TO BE FULL HEIGHT ON PLUMBING WALLS ONLY; ALL OTHER WALLS TO BE P-1 U.O.N. SEE A1 SERIES DRAWINGS FOR WALL PATTERN TYPICALS. SEE SHEET A10.8 FOR FLOOR PATTERN TYPICALS.
- SEE DRAWINGS A10.8, A10.9, A10.10, AND A10.11 FOR FLOOR PATTERN DRAWINGS.
- CFT-2 TO BE USED ON RAMP IN THIS AREA.
- WFF-1 TO BE INSTALLED ON TWO WALLS BEHIND MOP BASIN TO 4'-0" AFF. WFF-1 TO EXTEND 1'-0" BEYOND BOTH EDGES OF MOP BASIN.
- TILE ON INDICATED WALL ONLY.
- WALL FINISH TO BE COMBINATION OF WFF-1, WFF-2, WOOD TRIM AND CHAIRRAIL AND PAINTED GYPSUM. SEE ELEVATIONS ON A1 SERIES DRAWINGS FOR FINISH LOCATIONS.
- BASE TO BE 6" HIGH IN THIS AREA ONLY.
- WFF-1 TO BE INSTALLED ON INDICATED WALLS TO 2'-0" AFF. P-1 ABOVE.
- THIS AREA TO RECEIVE FLOOR AND WALL SYSTEM.
- WOOD FLOOR TO RECEIVE 6" HIGH ALUMINUM BASE AT THIS AREA.
- WALL TO BE PAINTED P-4.
- FLOOR FINISH TO BE COMBINATION OF CFT-4, CFT-5 AND CFT-6. SEE PATTERN ON SHEETS A10.8, A10.9, A10.10, AND A10.11 FOR PATTERN.
- WALL FINISH TO BE COMBINATION OF CMT-2, CMT-3 AND CMT-4. SEE SHEETS A10.8, A10.9, A10.10, AND A10.11 FOR TILE PATTERNS. SEE A1 SERIES DRAWINGS FOR TILE LOCATIONS.
- FLOOR FINISH TO BE COMBINATION OF CFT-4, CFT-5 AND CFT-6. SEE SHEETS A10.8, A10.9, A10.10, AND A10.11 FOR PATTERN. TO BE INSTALLED WITH WATER PROOF MEMBRANE.
- WALL FINISH TO BE COMBINATION OF CFT-2, CFT-3 AND CMT-4. SEE SHEETS A10.8, A10.9, A10.10 AND A10.11 FOR PATTERN. TO BE INSTALLED WITH WATER PROOF MEMBRANE.
- STAR FINISH INTERMEDIATE LANDING TO BE RT-1, U.O. STAR TREADS AND RISERS TO BE RUBBER. RUBBER FLOORS ALWAYS RECEIVE RUBBER BASE, B-1.
- FLOOR FINISH TO BE COMBINATION OF CFT-4, CFT-5, CFT-6. SEE SHEETS A10.8, A10.9, A10.10, AND A10.11 FOR FLOOR PATTERNS.
- ALTERNATE MATERIALS FOR POOL DECK ONLY TO BE 5/8" WITH A 1/4" BORDER AROUND POOL.
- SEE POOL DRAWINGS FOR POOL SPECIFICATIONS AND CONSTRUCTION. POOL LANE MARKERS TO BE CFT-6.
- WALL FINISH TO BE COMBINATION OF CMT-2, CMT-3, CMT-4, CMT-5. SEE SHEETS A10.8, A10.9, A10.10 AND A10.11 FOR TILE PATTERNS. SEE A1 SERIES DRAWINGS FOR TILE AND PAINT LOCATIONS.
- FLOOR FINISH TO BE COMBINATION OF CFT-4 AND CFT-6. SEE SHEETS A10.8, A10.9, A10.10, AND A10.11 FOR FLOOR PATTERNS.
- WALL FINISH TO BE CMT-4 WALL FINISH ON INDICATED WALL ONLY. ALL OTHER WALLS TO BE P-1.
- BASE CHANGES FROM WDB-1 TO B-1 AT C-1/VCT-1 TRANSITION. CHANGE BASE AT INSIDE CORNER.
- INTEGRAL FLOOR/BASE MATERIAL.
- FINISHES NOTED IN THIS BLOCK TO APPLY TO ENTIRE POOL DECK.
- USE BASE TO MATCH FLOOR PRODUCT FROM SAME MANUFACTURER.
- STAR MATERIAL TO BE EXPOSED GALVANIZED STEEL.
- STAR TO HAVE WOOD HANDRAIL. STAIN TO MATCH WFF-1.
- 5/8" SOFFIT IN STAIRWELL TO BE PAINTED P-1 TO MATCH WALL.
- STAR FINISHES - STAR RAIL, WOOD GRIP RAIL FINISH TO BE WFF-1, WOOD GRIP RAIL CAP FINISH TO BE WFF-1, STAINLESS STEEL AND GLASS MODULAR RAILING SYSTEM WITH CLEAR GLASS PANELS. STAR STEPS: CFT-1, SLIP RESISTANT MOSAIC BALCO FT-203 IN ALUMINUM (MILL FINISH) WITH BLACK ABRASIVE INSERTS, STAINLESS STEEL RISERS, AND PAINTED TUBE STEEL STRINGERS. STRINGERS TO BE PAINTED P-1.
- PROVIDE AND INSTALL ROPPE STAIR TREAD H98 TEXTURED DESIGN COLOR. H98 BLACK BROWN WITH ABRASIVE STRIP COLOR TEAK BROWN AT FLOOR TRANSITION.
- DO NOT INSTALL WALL BASE AT BRICK WALL IN THIS ROOM.

FINISH SCHEDULE

CODE	FINISH MATERIAL
AP-1	ACOUSTIC PANEL, PANEL FABRIC - MAHARAM TEK-WALL RYA 385440 COLOR: 002 PAPIRUS, 100% POLYOLEFIN, 54%.
B-1	RUBBER BASE, ROPPE P198 BLACK-BROWN
C-1	CARPET TILE, MOHAWK A22 MC102 H989 JAYA
C-2	CARPET BROODLOOM, LEES THOUGHT PATTERNS CUSTOM SAMPLE STYLE #P1036 SAMPLE #E0011 07101
C-3	CARPET BROODLOOM, LEES FINE FORM D2586 445B INFINITE BRASS
C-4	CARPET BROODLOOM, LEES FINE FORM D2586 442 INFERIAL RED
C-5	CARPET BROODLOOM, LEES GERSHWIN L346 4205 BRGH BARK
C-6	CARPET BROODLOOM, LEES GERSHWIN L346 4204 BASKET BEIGE
C-7	CARPET TILE, MANNINGTON VARIATIONS STRIPES COLOR: AGORN (AGOR), MONOLITHIC INSTALLATION.
CB-1	CARPET BASE TO MATCH CARPET SPECIFIED FOR AREA
CBT-1	CERAMIC BASE TILE, DALTILE COLORBODY PORCELAIN TILE ARDESIA #P168 NERO BULLNOSE SIZE: 8"X12"
CBT-2	CERAMIC BASE TILE, DALTILE COLORBODY PORCELAIN TILE ALTA VISTA HAVSI SUNSET GOLD SIZE: 12" X 12"
CBT-3	CERAMIC BASE TILE, CROSSVILLE PORCELAIN TILE CROSS-COLORS TILE A830 ONYX BULLNOSE SIZE: 4"X12"
CBT-4	CERAMIC BASE TILE, DALTILE KEYSTONE PORCELAIN TILE COVE BASE 12-553 SIZE: 2"X1" COLOR TO MATCH WALL TILE SPECIFIED FOR AREA
CFT-1	CERAMIC FLOOR TILE, DALTILE COLORBODY PORCELAIN TILE ARDESIA #P168 NERO SIZE: 18"X18"
CFT-2	CERAMIC FLOOR TILE, CROSSVILLE PORCELAIN TILE A830 ONYX WITH CROSS-WEAVE TREAD TEXTURE SIZE: 8"X8"
CFT-3	CERAMIC FLOOR TILE, DALTILE COLORBODY PORCELAIN TILE ALTA VISTA HAVSI SUNSET GOLD SIZE: 12"X12"
CFT-4	CERAMIC FLOOR TILE, DALTILE KEYSTONE PORCELAIN TILE COLOR MEXICAN SAND D118 SIZE: 2"X2"
CFT-5	CERAMIC FLOOR TILE, DALTILE KEYSTONE PORCELAIN TILE COLOR LUMINARY GOLD D142 SIZE: 2"X2"
CFT-6	CERAMIC FLOOR TILE, DALTILE KEYSTONE PORCELAIN TILE COLOR COBALT BLUE D023 SIZE: 2"X2"
CFT-7	CERAMIC FLOOR TILE, DALTILE COLORBODY PORCELAIN TILE ARDESIA #P168 NERO SIZE: 12"X12"
CMT-1	CERAMIC WALL TILE, DALTILE KEYSTONE PORCELAIN TILE ALTA VISTA HAVSI SUNSET GOLD SIZE: 12"X12"
CMT-2	CERAMIC WALL TILE, DALTILE KEYSTONE PORCELAIN TILE COLOR: GOLD D118 SIZE: 2"X2"
CMT-3	CERAMIC WALL TILE, DALTILE KEYSTONE PORCELAIN TILE COLOR: LUMINARY GOLD D142 SIZE: 2"X2"
CMT-4	CERAMIC WALL TILE, DALTILE KEYSTONE PORCELAIN TILE COLOR: COBALT BLUE D023 SIZE: 2"X2"
CMT-5	CERAMIC WALL TILE, DALTILE KEYSTONE PORCELAIN TILE COLOR: MEXICAN SAND D118 SIZE: 2"X2"
CMT-6	CERAMIC WALL TILE, DALTILE COLORBODY PORCELAIN TILE DIAMANTE MOKA P021 UNPOLISHED SIZE: 12"X24"
CMT-7	CERAMIC WALL TILE, DALTILE COLORBODY PORCELAIN TILE DIAMANTE ARDESIA P021 UNPOLISHED SIZE: 12" X 24"
GT-1	GRANITE FLOOR TILE, FLAME FINISH GRANITE ACCENT TILE 12"X12" IN THE COLOR: ABSOLUTE BLACK, AVAILABLE FROM UNIVERSAL, MARBLE AND GRANITE.
GT-2	GRANITE 5/8" POLISHED FINISH (SEE SPEC SECTION 06402).
P-1	PANT: BENJAMIN MOORE 2154-60 FILTERED SUNLIGHT
P-2	PANT: BENJAMIN MOORE 2151-40 AMBER WAVES. WHEN USED ON ELEVATOR CAB WALLS, ENTIRE FOLLOWING ASSEMBLY TO BE USED: CAB WALLS ARE TO BE PAINTED FINISH P-2. CAB CEILING ARE TO BE EGGSHELL SUSPENDED CEILING FINISH ALUMINUM. SHIFTER RAILS ARE TO BE SOLID BAR FINISH SATIN STAINLESS STEEL, LOCATED ON ALL THREE SIDES OF ELEVATOR.
P-3	PANT: BENJAMIN MOORE 301 CORN HUSK
P-4	PANT: BENJAMIN MOORE 2153-30 DELIGHTFUL GOLDEN
P-5	PANT: BENJAMIN MOORE 2090-10 EXOTIC RED
P-6	PANT: BENJAMIN MOORE 1533 WILDOOD CREST
P-7	PANT: BENJAMIN MOORE 1515 RUBY AFTERNOON
P-8	PANT: BENJAMIN MOORE 1534-20 MIDSUMMER NIGHT
P-9	PANT: BENJAMIN MOORE 2002-10 RED
P-10	PANT: BENJAMIN MOORE 2160-50 OKLAHOMA WHEAT
P-11	PANT: BENJAMIN MOORE CLASSIC COLORS SUPER WHITE
P-12	PANT: WOLF GORDON, SCUFFMASTER, SOLID METAL COLLECTION COLOR: SM123, SHEEN: SATN
PL-1	PLASTIC LAMINATE, WILSONART 4478-60 BURNISHED CHESTNUT
PL-2	PLASTIC LAMINATE, PIONTE AV101 OLIVE SERENITY
PL-3	PLASTIC LAMINATE, WILSONART 4153-60 ANTIQUE BRUSH
PL-4	PLASTIC LAMINATE, NEVAMAR PD0002T PAINTED WOODLANDS TEXTURED
PL-5	PLASTIC LAMINATE, PIONTE AV102 CURRY FIBER SLIDE
PL-6	PLASTIC LAMINATE, WILSONART D116-60 SLATE GREY
PL-7	PLASTIC LAMINATE, FORMICA DECOMETAL 4194 STAINLESS ALUMINUM
PL-8	PLASTIC LAMINATE, NEVAMAR PR4001T PAPER ST, TROPIC TEXTURED
PL-9	PLASTIC LAMINATE, WILSONART 10196-60 FANTAIL PEAR
RSF-1	RESILIENT SHEET FLOORING: MONDO, SPORTS IMPACT FLOORING COLOR: 011 MEDIUM GRAY.
RSF-2	RESILIENT SHEET FLOORING: MONDO, SPORTS IMPACT FLOORING COLOR: 062 SAND.
RSF-3	RESILIENT SHEET FLOORING: MONDO, SPORTS IMPACT FLOORING COLOR: 041 RED.
RSF-4	RESILIENT SHEET FLOORING: LEES NEPTULOR PALMA NOTER COLOR: 045 BRICK.
RSF-5	RESILIENT SHEET FLOORING: MONDO, ADVANCED TRIPLE LAYER SYSTEM COLOR, SEE SPEC SECTION 09622.
RSF-6	RESILIENT SHEET FLOORING: MONDO, SPORT FLEX COLOR, SEE SPEC SECTION 09622.
RS-1	RUBBER SHEET FLOORING: NORA RUBBER FLOORING NORAPLAN STONE AL COLOR: 1150 AGATE GRAY.
RT-1	RUBBER TILE FLOORING: ROPPE FIESTA TILE COLOR: 453 ALMENDRA WITH TEXTURE H98 TEXTURED DESIGN. WHEN USED ON STAIRS, ENTIRE FOLLOWING ASSEMBLY TO BE USED: RISERS AND STRINGERS TO BE ROPPE FIESTA RISERS AND STRINGERS COLOR: ALMENDRA NO TEXTURE. TREADS TO BE ROPPE TREADS H98 TEXTURED DESIGN COLOR: 184 ALMOND WITH ABRASIVE STRIP N COLOR TEAK BROWN.
SC-1	SEALED CONCRETE
SF	SEAMLESS FLOORING
SP-1	SOLID POLYMER PANEL: 3/8" FORM, COLLECTION: VARIA, PATTERN: SOLO, COLOR: WHITE INCDESCENT, FRONT AND BACK FINISH: TOPO.
SS-1	SOLID SURFACE MATERIAL: CORIAN COLOR: (F) COCOA BROWN (BATHROOM COUNTERTOPS)
SS-2	SOLID SURFACE MATERIAL: CORIAN COLOR: (E) MARDIGRAS (LOOKER ROOM COUNTERTOPS AND BENCHES)
SS-3	SOLID SURFACE MATERIAL: CORIAN COLOR: (B) VANILLA (WINDOW SILLS)
SS-4	SOLID SURFACE MATERIAL: CORIAN COLOR: (G) BURNT AMBER
SS-5	SOLID SURFACE MATERIAL: CORIAN COLOR: (F) FOSSIL
SS-6	SOLID SURFACE MATERIAL: CORIAN COLOR: (I) TIMBLED GLASS
SS-7	SOLID SURFACE MATERIAL: CORIAN COLOR: (F) SAHARA
SS-8	SOLID SURFACE MATERIAL: CORIAN COLOR: (C) SHALE
STC-1	STAINED CONCRETE
VCT-1	VINYL COMPOSITION TILE: ARMSTRONGS 515391 FORTRESS WHITE
VCT-2	VINYL COMPOSITION TILE: ARMSTRONGS 51530 GOTTAGE TAN
VCT-3	VINYL COMPOSITION TILE: ARMSTRONGS 51505 CAMEL BEIGE
VCT-4	VINYL COMPOSITION TILE: ARMSTRONGS 51507 FIELD GRAY
WCC-1	WALLCOVERING: M LYNNE DAVINO J564-01 SILICIAN UNBER
WCC-2	WALLCOVERING: M LYNNE DAVINO LEAF J521-01 SILICIAN UNBER
WDB-1	WOOD BASE: 1X 4" SIMPLE PROFILE STAINED WOOD BASE
WFF-1	WOOD FLOORING: CONNOR, NEOSHOK (SPEC SECTION 09622)
WFF-2	WALK OFF MAT: MATS INC. RECESSED COCOA MAT COLOR: 01 CHARCOAL
WFF-3	WALL PROTECTION: C-5 ACRYLYN 0407 SHEET COLOR: 101 FRENCH CREAM
WFF-4	WOOD STAIN - TO MATCH METRO, MEDIUM MAPLE 1012 (ALL ARCHITECTURAL AND MILLWORK WOOD)
WFF-5	WALL PROTECTION: C-5 ACRYLYN 0407 SHEET COLOR: 101 FRENCH CREAM
WFF-6	WALL PROTECTION: C-5 ACRYLYN 0407 SHEET COLOR: 101 FRENCH CREAM
WFF-7	WALL PROTECTION: C-5 ACRYLYN 0407 SHEET COLOR: 101 FRENCH CREAM
WFF-8	WALL PROTECTION: C-5 ACRYLYN 0407 SHEET COLOR: 101 FRENCH CREAM
WFF-9	WALL PROTECTION: C-5 ACRYLYN 0407 SHEET COLOR: 101 FRENCH CREAM
WFF-10	WALL PROTECTION: C-5 ACRYLYN 0407 SHEET COLOR: 101 FRENCH CREAM
WFF-11	WALL PROTECTION: C-5 ACRYLYN 0407 SHEET COLOR: 101 FRENCH CREAM
WFF-12	WALL PROTECTION: C-5 ACRYLYN 0407 SHEET COLOR: 101 FRENCH CREAM
WFF-13	WALL PROTECTION: C-5 ACRYLYN 0407 SHEET COLOR: 101 FRENCH CREAM
WFF-14	WALL PROTECTION: C-5 ACRYLYN 0407 SHEET COLOR: 101 FRENCH CREAM
WFF-15	WALL PROTECTION: C-5 ACRYLYN 0407 SHEET COLOR: 101 FRENCH CREAM
WFF-16	WALL PROTECTION: C-5 ACRYLYN 0407 SHEET COLOR: 101 FRENCH CREAM
WFF-17	WALL PROTECTION: C-5 ACRYLYN 0407 SHEET COLOR: 101 FRENCH CREAM
WFF-18	WALL PROTECTION: C-5 ACRYLYN 0407 SHEET COLOR: 101 FRENCH CREAM
WFF-19	WALL PROTECTION: C-5 ACRYLYN 0407 SHEET COLOR: 101 FRENCH CREAM
WFF-20	WALL PROTECTION: C-5 ACRYLYN 0407 SHEET COLOR: 101 FRENCH CREAM
WFF-21	WALL PROTECTION: C-5 ACRYLYN 0407 SHEET COLOR: 101 FRENCH CREAM
WFF-22	WALL PROTECTION: C-5 ACRYLYN 0407 SHEET COLOR: 101 FRENCH CREAM
WFF-23	WALL PROTECTION: C-5 ACRYLYN 0407 SHEET COLOR: 101 FRENCH CREAM
WFF-24	WALL PROTECTION: C-5 ACRYLYN 0407 SHEET COLOR: 101 FRENCH CREAM
WFF-25	WALL PROTECTION: C-5 ACRYLYN 0407 SHEET COLOR: 101 FRENCH CREAM
WFF-26	WALL PROTECTION: C-5 ACRYLYN 0407 SHEET COLOR: 101 FRENCH CREAM
WFF-27	WALL PROTECTION: C-5 ACRYLYN 0407 SHEET COLOR: 101 FRENCH CREAM
WFF-28	WALL PROTECTION: C-5 ACRYLYN 0407 SHEET COLOR: 101 FRENCH CREAM
WFF-29	WALL PROTECTION: C-5 ACRYLYN 0407 SHEET COLOR: 101 FRENCH CREAM
WFF-30	WALL PROTECTION: C-5 ACRYLYN 0407 SHEET COLOR: 101 FRENCH CREAM
WFF-31	WALL PROTECTION: C-5 ACRYLYN 0407 SHEET COLOR: 101 FRENCH CREAM
WFF-32	WALL PROTECTION: C-5 ACRYLYN 0407 SHEET COLOR: 101 FRENCH CREAM
WFF-33	WALL PROTECTION: C-5 ACRYLYN 0407 SHEET COLOR: 101 FRENCH CREAM
WFF-34	WALL PROTECTION: C-5 ACRYLYN 0407 SHEET COLOR: 101 FRENCH CREAM
WFF-35	WALL PROTECTION: C-5 ACRYLYN 0407 SHEET COLOR: 101 FRENCH CREAM
WFF-36	WALL PROTECTION: C-5 ACRYLYN 0407 SHEET COLOR: 101 FRENCH CREAM
WFF-37	WALL PROTECTION: C-5 ACRYLYN 0407 SHEET COLOR: 101 FRENCH CREAM
WFF-38	WALL PROTECTION: C-5 ACRYLYN 0407 SHEET COLOR: 101 FRENCH CREAM
WFF-39	WALL PROTECTION: C-5 ACRYLYN 0407 SHEET COLOR: 101 FRENCH CREAM
WFF-40	WALL PROTECTION: C-5 ACRYLYN 0407 SHEET COLOR: 101 FRENCH CREAM
WFF-41	WALL PROTECTION: C-5 ACRYLYN 0407 SHEET COLOR: 101 FRENCH CREAM
WFF-42	WALL PROTECTION: C-5 ACRYLYN 0407 SHEET COLOR: 101 FRENCH CREAM
WFF-43	WALL PROTECTION: C-5 ACRYLYN 0407 SHEET COLOR: 101 FRENCH CREAM
WFF-44	WALL PROTECTION: C-5 ACRYLYN 0407 SHEET COLOR: 101 FRENCH CREAM
WFF-45	WALL PROTECTION: C-5 ACRYLYN 0407 SHEET COLOR: 101 FRENCH CREAM
WFF-46	WALL PROTECTION: C-5 ACRYLYN 0407 SHEET COLOR: 101 FRENCH CREAM
WFF-47	WALL PROTECTION: C-5 ACRYLYN 0407 SHEET COLOR: 101 FRENCH CREAM
WFF-48	WALL PROTECTION: C-5 ACRYLYN 0407 SHEET COLOR: 101 FRENCH CREAM
WFF-49	WALL PROTECTION: C-5 ACRYLYN 0407 SHEET COLOR: 101 FRENCH CREAM
WFF-50	WALL PROTECTION: C-5 ACRYLYN 0407 SHEET COLOR: 101 FRENCH CREAM
WFF-51	WALL PROTECTION: C-5 ACRYLYN 0407 SHEET COLOR: 101 FRENCH CREAM
WFF-52	WALL PROTECTION: C-5 ACRYLYN 0407 SHEET COLOR: 101 FRENCH CREAM
WFF-53	WALL PROTECTION: C-5 ACRYLYN 0407 SHEET COLOR: 101 FRENCH CREAM
WFF-54	WALL PROTECTION: C-5 ACRYLYN 0407 SHEET COLOR: 101 FRENCH CREAM
WFF-55	WALL PROTECTION: C-5 ACRYLYN 0407 SHEET COLOR: 101 FRENCH CREAM
WFF-56	WALL PROTECTION: C-5 ACRYLYN 0407 SHEET COLOR: 101 FRENCH CREAM
WFF-57	WALL PROTECTION: C-5 ACRYLYN 0407 SHEET COLOR: 101 FRENCH CREAM
WFF-58	WALL PROTECTION: C-5 ACRYLYN 0407 SHEET COLOR: 101 FRENCH CREAM
WFF-59	WALL PROTECTION: C-5 ACRYLYN 0407 SHEET COLOR: 101 FRENCH CREAM
WFF-60	WALL PROTECTION: C-5 ACRYLYN 0407 SHEET COLOR: 101 FRENCH CREAM
WFF-61	WALL PROTECTION: C-5 ACRYLYN 0407 SHEET COLOR: 101 FRENCH CREAM
WFF-62	WALL PROTECTION: C-5 ACRYLYN 0407 SHEET COLOR: 101 FRENCH CREAM
WFF-63	WALL PROTECTION: C-5 ACRYLYN 0407 SHEET COLOR: 101 FRENCH CREAM
WFF-64	WALL PROTECTION: C-5 ACRYLYN 0407 SHEET COLOR: 101 FRENCH CREAM
WFF-65	WALL PROTECTION: C-5 ACRYLYN 0407 SHEET COLOR: 101 FRENCH CREAM
WFF-66	WALL PROTECTION: C-5 ACRYLYN 0407 SHEET COLOR: 101 FRENCH CREAM
WFF-67	WALL PROTECTION: C-5 ACRYLYN 0407 SHEET COLOR: 101 FRENCH CREAM
WFF-68	WALL PROTECTION: C-5 ACRYLYN 0407 SHEET COLOR: 101 FRENCH CREAM
WFF-69	WALL PROTECTION: C-5 ACRYLYN 0407 SHEET COLOR: 101 FRENCH CREAM
WFF-70	WALL PROTECTION: C-5 ACRYLYN 0407 SHEET COLOR: 101 FRENCH CREAM
WFF-71	WALL PROTECTION: C-5 ACRYLYN 0407 SHEET COLOR: 101 FRENCH CREAM
WFF-72	WALL PROTECTION: C-5 ACRYLYN 0407 SHEET COLOR: 101 FRENCH CREAM
WFF-73	WALL PROTECTION: C-5 ACRYLYN 0407 SHEET COLOR: 101 FRENCH CREAM
WFF-74	WALL PROTECTION: C-5 ACRYLYN 0407 SHEET COLOR: 101 FRENCH CREAM
WFF-75	WALL PROTECTION: C-5 ACRYLYN 0407 SHEET COLOR: 101 FRENCH CREAM
WFF-76	WALL PROTECTION: C-5 ACRYLYN 0407 SHEET COLOR: 101 FRENCH CREAM
WFF-77	WALL PROTECTION: C-5 ACRYLYN 0407 SHEET COLOR: 101 FRENCH CREAM
WFF-78	WALL PROTECTION: C-5 ACRYLYN 0407 SHEET COLOR: 101 FRENCH CREAM
WFF-79	WALL PROTECTION: C-5 ACRYLYN 0407 SHEET COLOR: 101 FRENCH CREAM
WFF-80	WALL PROTECTION: C-5 ACRYLYN 0407 SHEET COLOR: 101 FRENCH CREAM
WFF-81	WALL PROTECTION: C-5 ACRYLYN 0407 SHEET COLOR: 101 FRENCH CREAM
WFF-82	WALL PROTECTION: C-5 ACRYLYN 0407 SHEET COLOR: 101 FRENCH CREAM
WFF-83	WALL PROTECTION: C-5 ACRYLYN 0407 SHEET COLOR: 101 FRENCH CREAM
WFF-84	WALL PROTECTION: C-5 ACRYLYN 0407 SHEET COLOR: 101 FRENCH CREAM
WFF-85	WALL PROTECTION: C-5 ACRYLYN 0407 SHEET COLOR: 101 FRENCH CREAM
WFF-86	WALL PROTECTION: C-5 ACRYLYN 0407 SHEET COLOR: 101 FRENCH CREAM
WFF-87	WALL PROTECTION: C-5 ACRYLYN 0407 SHEET COLOR: 101 FRENCH CREAM
WFF-88	WALL PROTECTION: C-5 ACRYLYN 0407 SHEET COLOR: 101 FRENCH CREAM
WFF-89	WALL PROTECTION: C-5 ACRYLYN 0407 SHEET COLOR: 101 FRENCH CREAM
WFF-90	WALL PROTECTION: C-5 ACRYLYN 0407 SHEET COLOR: 101 FRENCH CREAM
WFF-91	WALL PROTECTION: C-5 ACRYLYN 0407 SHEET COLOR: 101 FRENCH CREAM
WFF-92	WALL PROTECTION: C-5 ACRYLYN 0407 SHEET COLOR: 101 FRENCH CREAM
WFF-93	WALL PROTECTION: C-5 ACRYLYN 0407 SHEET COLOR: 101 FRENCH CREAM
WFF-94	WALL PROTECTION: C-5 ACRYLYN 0407 SHEET COLOR: 101 FRENCH CREAM
WFF-95	WALL PROTECTION: C-5 ACRYLYN 0407 SHEET COLOR: 101 FRENCH CREAM
WFF-96	WALL PROTECTION: C-5 ACRYLYN 0407 SHEET COLOR: 101 FRENCH CREAM
WFF-97	WALL PROTECTION: C-5 ACRYLYN 0407 SHEET COLOR: 101 FRENCH CREAM
WFF-98	WALL PROTECTION: C-5 ACRYLYN 0407 SHEET COLOR: 101 FRENCH CREAM
WFF-99	WALL PROTECTION: C-5 ACRYLYN 0407 SHEET COLOR: 101 FRENCH CREAM
WFF-100	WALL PROTECTION: C-5 ACRYLYN 0407 SHEET COLOR: 101 FRENCH CREAM

UMB ARCHITECTS

TRINER COURT  
127 ANDERSON STREET  
BETHESDA, MD 20814-1001  
(410) 321-0550  
(410) 321-2413 FAX

ASSOCIATE ARCHITECT

WBCO - Architects  
Whitney Bailey Cox &  
Magnani, LLC -  
Consulting Engineers  
849 Fairmount Ave. Suite 100  
Baltimore, MD 21286 (410) 512-4500

RECORD DRAWING

This record drawing has been prepared based upon information provided by others. While this information is believed to be reliable, the DESIGN PROFESSIONAL has not verified its accuracy, and thus is not responsible for the accuracy or completeness of this record drawing or for any errors or omissions which may have been incorporated into it as a result of erroneous information provided by others. Those relying on this record document are advised to obtain independent verification of its accuracy before applying it for any purpose.

1 01/28/10 RECORD DRAWINGS  
05/02/07 For Construction  
Rev. Date: Comment:  
Issued: May 2, 2007

Campus Center  
621 West Lombard Street  
University of Maryland, Baltimore  
Baltimore, MD

Penthouse Finish Plan

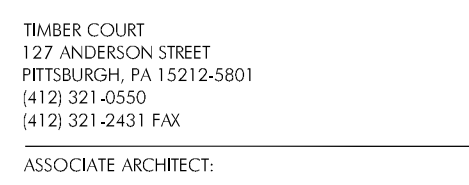
100% CONSTRUCTION DOCUMENTS

UMB PROJECT NO. 99-311  
WTW PROJECT NO. 70-4091  
© WTW ARCHITECTS REV. #

A10.6

IF THIS DRAWING DOES NOT MEASURE EXACTLY, IT HAS BEEN REDUCED OR ENLARGED. PLEASE DO NOT SCALE THIS DRAWING.





---

This record drawing has been prepared based upon information provided by others. While this information is believed to be reliable, the DESIGN PROFESSIONAL has not verified its accuracy, and thus is not responsible for the accuracy or completeness of this record drawing or for any errors or omissions which may have been incorporated into it as a result of erroneous information provided by others. Those relying on this record document are advised to obtain independent verification of its accuracy before applying it for any purpose.

**Campus  
Center**  
621 West Lombard Street  
University of Maryland, Baltimore  
Baltimore, MD

## A10.7

---

1. KEYED FINISH NOTES BELOW APPLY TO FINISH PLANS ONLY AND ARE NOT FOR REFERENCE ON OTHER DRAWINGS UNLESS INDICATED.
2. FINISH MANUFACTURERS, PATTERNS AND COLORS INDICATED ARE INTENDED TO ESTABLISH MINIMUM ACCEPTABLE DESIGN PARAMETERS.
3. ACCEPTABLE ALTERNATE MANUFACTURERS ARE LISTED IN THE SPECIFICATIONS AND MAY BE ACCEPTED OR REJECTED BY THE ARCHITECT BASED ON THE FOLLOWING CRITERIA:
  - A. FINISHES ARE TO BE INSTALLED IN ACCORDANCE WITH THE MANUFACTURER'S WRITTEN INSTRUCTIONS.
  - B. FINISHES ARE TO BE APPLIED TO SUBSTRATES AS SPECIFIED.
  - C. FINISHES ARE TO BE APPLIED TO SUBSTRATES AS SPECIFIED.
  - D. FINISHES ARE TO BE APPLIED TO SUBSTRATES AS SPECIFIED.
  - E. FINISHES ARE TO BE APPLIED TO SUBSTRATES AS SPECIFIED.
  - F. FINISHES ARE TO BE APPLIED TO SUBSTRATES AS SPECIFIED.
  - G. FINISHES ARE TO BE APPLIED TO SUBSTRATES AS SPECIFIED.
  - H. FINISHES ARE TO BE APPLIED TO SUBSTRATES AS SPECIFIED.
  - I. FINISHES ARE TO BE APPLIED TO SUBSTRATES AS SPECIFIED.
  - J. FINISHES ARE TO BE APPLIED TO SUBSTRATES AS SPECIFIED.
  - K. FINISHES ARE TO BE APPLIED TO SUBSTRATES AS SPECIFIED.
  - L. FINISHES ARE TO BE APPLIED TO SUBSTRATES AS SPECIFIED.
  - M. FINISHES ARE TO BE APPLIED TO SUBSTRATES AS SPECIFIED.
  - N. FINISHES ARE TO BE APPLIED TO SUBSTRATES AS SPECIFIED.
  - O. FINISHES ARE TO BE APPLIED TO SUBSTRATES AS SPECIFIED.
  - P. FINISHES ARE TO BE APPLIED TO SUBSTRATES AS SPECIFIED.
  - Q. FINISHES ARE TO BE APPLIED TO SUBSTRATES AS SPECIFIED.
  - R. FINISHES ARE TO BE APPLIED TO SUBSTRATES AS SPECIFIED.
  - S. FINISHES ARE TO BE APPLIED TO SUBSTRATES AS SPECIFIED.
  - T. FINISHES ARE TO BE APPLIED TO SUBSTRATES AS SPECIFIED.
  - U. FINISHES ARE TO BE APPLIED TO SUBSTRATES AS SPECIFIED.
  - V. FINISHES ARE TO BE APPLIED TO SUBSTRATES AS SPECIFIED.
  - W. FINISHES ARE TO BE APPLIED TO SUBSTRATES AS SPECIFIED.
  - X. FINISHES ARE TO BE APPLIED TO SUBSTRATES AS SPECIFIED.
  - Y. FINISHES ARE TO BE APPLIED TO SUBSTRATES AS SPECIFIED.
  - Z. FINISHES ARE TO BE APPLIED TO SUBSTRATES AS SPECIFIED.
4. AREAS TO RECEIVE CERAMIC, CERAMIC MOSAIC, OR QUARRY FLOOR TILE, INDICATED WITH FLOOR DRAINS, ARE TO BE INSTALLED "MID-SLOT" WITH ALL VERT AREAS SUCH AS KITCHEN & TOILET SHOWER AREAS TO RECEIVE TRANSITION DRAINS.
5. ALL TRANSITION DRAINS FRAMES TO BE PAINT TO CEILING COLOR UNLESS NOTED OTHERWISE.
6. OVERALL PAINT COLOR TO BE PAINT P-1 UNLESS NOTED OTHERWISE.
7. PAINT TO BE APPLIED TO ALL WALLS TO CEILING COLOR UNLESS NOTED OTHERWISE.
8. PAINTED STEEL HANDRAILS AT STAIRS, RAMPS, ETC. TO COLORED EXPOSED STEEL, GUARDRAILS, PEEK RAILS, STRINGERS, CHANNEL STRINGERS, STEEL PANS, ETC. TO PAINT TO BE P-6.
9. PAINT TO BE APPLIED TO ALL STAIRS, RAMPS, ETC. TO CEILING COLOR UNLESS NOTED OTHERWISE.
10. REFER TO SPECIFICATION MANUAL FOR ALL FINISH MATERIAL INFORMATION, INCLUDING ELEVATOR FINISHES.
11. REFER TO SHEET A0.1 FOR ALTERNATE FINISH MATERIALS.
12. REFER TO SHEET A0.2 FOR ALL FLOOR MATERIALS FINISH TRANSITION DETAILS.

[illegible]

AF-1	ACCOUSTIC PANEL, PANEL FABRIC - MAHARAM TEAK-PALL RAY 315x40 COLOR: COCO PAPIRUS, 100% POLYOLEFIN, 547K.
B-1	RUBBER BASE, ROPPE R316 BLACK-BROWN.
C-1	CARPET TILE, MOHAWK ACCT NC102 9898 JAVA.
C-2	CARPET BROADLOOM, LINES THOUGHT PATTERNS CUSTOM SAMPLE SITE HP1036 SAMPLE #5001 07101.
C-3	CARPET BROADLOOM, LINES FINE FORM D0356 1442 EXQUISITE BRASS.
C-4	CARPET BROADLOOM, LINES FINE FORM D0356 1442 NERVAL RED.
C-5	CARPET BROADLOOM, LINES GERSHYN L846 1920 BIRCH BARK.
C-6	CARPET BROADLOOM, LINES GERSHYN L846 2024 BASKET BEIGE.
C-7	CARPET TILE, HANNOING VARIATIONS STRIPES COLOR: ACCORI (ACCOR), MONOLITHIC INSTALLATION.
CB-1	CERAMIC TILE TO MATCH CARPET SPECIFIED FOR AREA.
CBT-1	CERAMIC GLOSS POLY PORCELAIN TILE ARDESIA HP168 NERO SUNSET GLOSS SIZE: 3" X12"
CB-2	CERAMIC BASE TILE DALTILE COLORBODY PORCELAIN TILE ALTA VISTA HAVSI SUNSET GLOSS 12" X12"
CBT-3	CERAMIC BASE TILE CROSSLIVE POLY PORCELAIN TILE CROSS-COLORS ALTA VISTA PINK SUNSET GLOSS SIZE: 4" X12"
CBT-4	CERAMIC BASE TILE DALTILE KEYSTONE PORCELAIN TILE COVE BASE RC-933 SIZE: 20" X12" COLOR TO MATCH WALL TILE SPECIFIED FOR AREA.
CFT-1	CERAMIC FLOOR TILE DALTILE COLORBODY PORCELAIN TILE ARDESIA HP168 NERO SUNSET: 10"X18"
CFT-2	CERAMIC FLOOR TILE CROSSLIVE POLY PORCELAIN TILE CROSS-COLORS ALTA VISTA PINK SUNSET "READ TEXTURE SIZE: 8"X8"
CFT-3	CERAMIC FLOOR TILE DALTILE COLORBODY PORCELAIN TILE ALTA VISTA HAVSI SUNSET: 12"X12"
CFT-4	CERAMIC FLOOR TILE DALTILE KEYSTONE PORCELAIN TILE COLOR/MEXICAN SAND DT15 SIZE: 2"X2"
CFT-5	CERAMIC FLOOR TILE DALTILE KEYSTONE PORCELAIN TILE COLOR/MEXICAN SAND DT15 SIZE: 2"X2"
CFT-6	CERAMIC FLOOR TILE DALTILE KEYSTONE PORCELAIN TILE COLOR/COBALT BLUE D023 SIZE: 2"X2"
CFT-7	CERAMIC FLOOR TILE DALTILE COLORBODY PORCELAIN TILE ARDESIA HP168 NERO SUNSET: 12"X12"
CWT-1	CERAMIC WALL TILE DALTILE COLORBODY PORCELAIN TILE ALTA VISTA HAVSI SUNSET GLOSS SIZE: 12"X12"
CWT-2	CERAMIC WALL TILE DALTILE KEYSTONE PORCELAIN TILE COLOR: GOLD DUST DT38 SIZE: 2"X2"
CWT-3	CERAMIC WALL TILE DALTILE KEYSTONE PORCELAIN TILE COLOR: LUMINEA WOOD DT14 SIZE: 2"X2"
CWT-4	CERAMIC WALL TILE DALTILE KEYSTONE PORCELAIN TILE COLOR: COBALT BLUE D023 SIZE: 2"X2"
CWT-5	CERAMIC WALL TILE DALTILE KEYSTONE PORCELAIN TILE COLOR: MEXCAN SAND DT15 SIZE: 2"X2"
CWT-6	CERAMIC WALL TILE DALTILE COLORBODY PORCELAIN TILE DIAMANTE MOCA DT20 UNFOLISHED SIZE: 12"X24"
CWT-7	CERAMIC WALL TILE DALTILE COLORBODY PORCELAIN TILE DIAMANTE ARDESIA DT21 UNFOLISHED SIZE: 12" X 24"
GT-1	GRANITE FLOOR TILE FLAME FINE GRANITE AGENT TILE 12"X12"X $\frac{3}{8}$ " THICK, ABSOLUTE BLACK, AVAILABLE FROM UNIVERSAL MARBLE AND GRANITE.
GT-2	GRANITE SLAB POLISHED FINISH (SEE SPEC SECTION 06402).
P-1	PANT: BENJAMIN MOORE 218-640 FILTERED SUNLIGHT
P-2	PANT: BENJAMIN MOORE 218-640 FILTERED SUNLIGHT
P-3	PANT: BENJAMIN MOORE 218-640 FILTERED SUNLIGHT
P-4	PANT: BENJAMIN MOORE 218-630 DELIGHTFUL GOLDEN
P-5	PANT: BENJAMIN MOORE 208-030 EXOTIC RED
P-6	PANT: BENJAMIN MOORE 1837 WILDMOOD GREY
P-7	PANT: BENJAMIN MOORE 1915 RAINY AFTERNOON
P-8	PANT: BENJAMIN MOORE 2154-20 MESQUITE NIGHT
P-9	PANT: BENJAMIN MOORE 2020-10 REEF
P-10	PANT: BENJAMIN MOORE 2160-50 OKLAHOMA WHEAT
P-11	PANT: BENJAMIN MOORE CLASSIC COLORS BUTTER WHEAT
P-12	PANT: WOLF SORDON, SORDONMETAL, SOTAL METAL COLLECTION COLOR#RM123, SHEEN SATN

RSF-1	RESILIENT SHEET FLOORING: MONDO, SPORTS IMPACT FLOORING COLOR: 011 MEDIAN GRAY.
RSF-2	RESILIENT SHEET FLOORING: MONDO, SPORTS IMPACT FLOORING COLOR: 062 SAND.
RSF-3	RESILIENT SHEET FLOORING: MONDO, SPORTS IMPACT FLOORING COLOR: 041 RED.
RSF-4	RESILIENT SHEET FLOORING: LEEBS NEOFLOOR PALMA NT17F COLOR: 043 BRICK
RSF-5	RESILIENT SHEET FLOORING: MONDO, ADVANCED TRIPLE LAYER SYSTEM COLOR: SEE SPEC SECTION 04622
RSF-6	RESILIENT SHEET FLOORING: MONDO, SPORT FLEX COLOR: SEE SPEC SECTION 04622

SC-1 SEALED CONCRETE  
SF SEAMLESS FLOORING  
SP-1 SOLID POLYMER PANEL: 3FORM, COLLECTION: VARIA, PATTERN: SOLO, COLOR: WHITE IRESCENT, FRONT AND BACK  
FINISH: TOPO

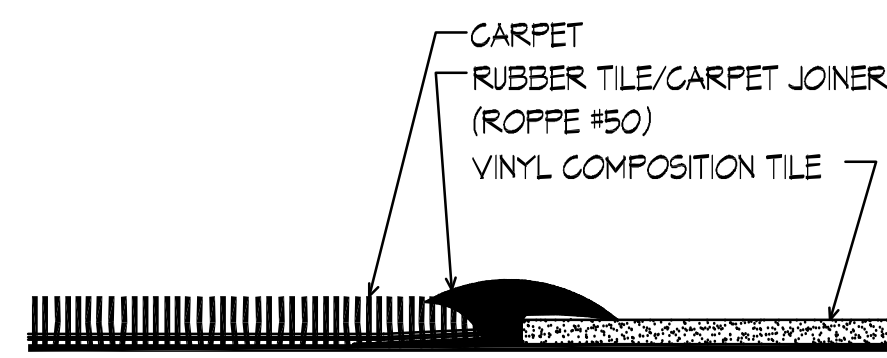
## STC-1 STAINED CONCRETE

WDB-1 WOOD BASE: 1"X 4" SIMPLE PROFILE STAINED WOOD BASE.  
WDF-1 WOOD FLOORING: CONNOR "NEOSHOK" (SPEC SECTION 09622)

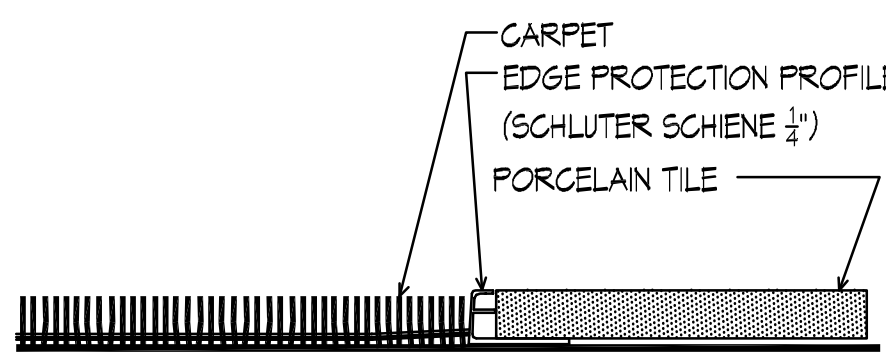
Diagram illustrating the Wall Finish Locator Bracket components:

- WALL FINISH CODE
- BASE FINISH CODE
- FLOOR FINISH CODE
- KEYED FINISH NOTES
- WALL FINISH LOCATOR BRACKET



$$1/8^0 = 1 \cdot 0^0$$



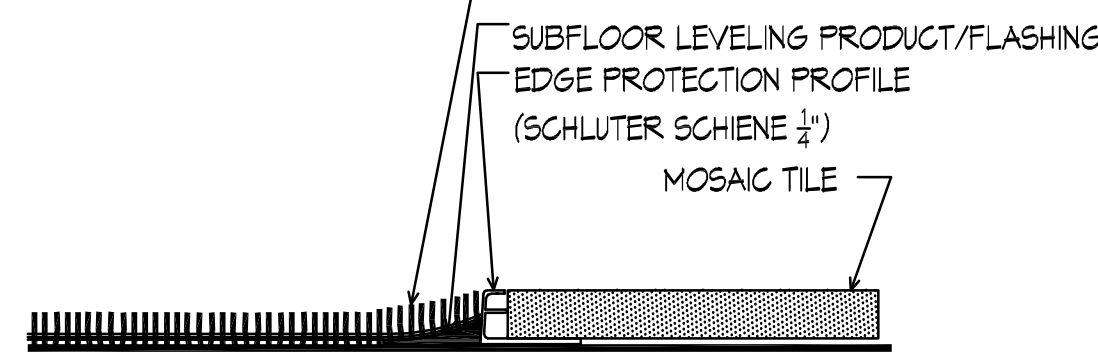
D1  
A10.8  
FULL SIZE FLOOR FINISH TRANSITION (CARPET - VCT)



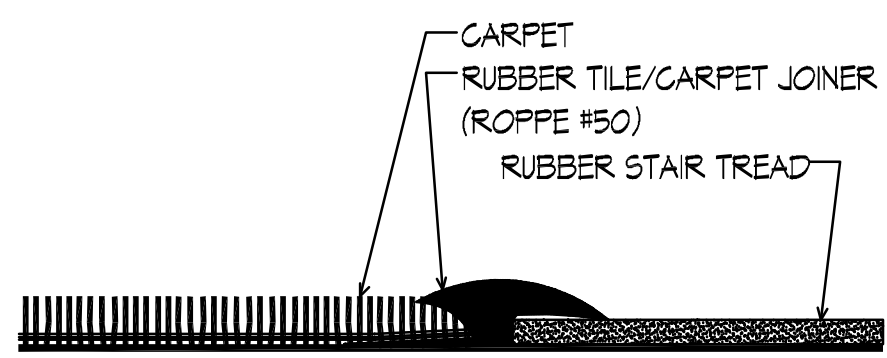
D2  
A10.8  
FULL SIZE FLOOR FINISH TRANSITION (CARPET - TILE)



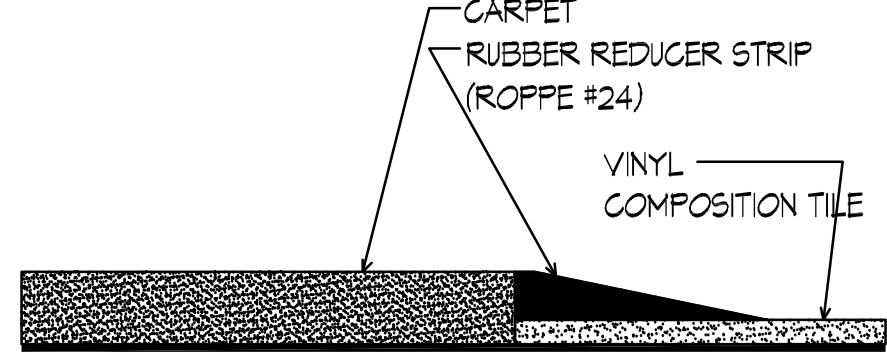
D3  
A10.8  
FULL SIZE FLOOR FINISH TRANSITION (CARPET - SEALED CONCRETE)



D4  
A10.8  
FULL SIZE FLOOR FINISH TRANSITION (RST-4 - MOSAIC TILE)




D5  
A10.8  
FULL SIZE FLOOR FINISH TRANSITION (CARPET - RUBBER STAIR TREAD)



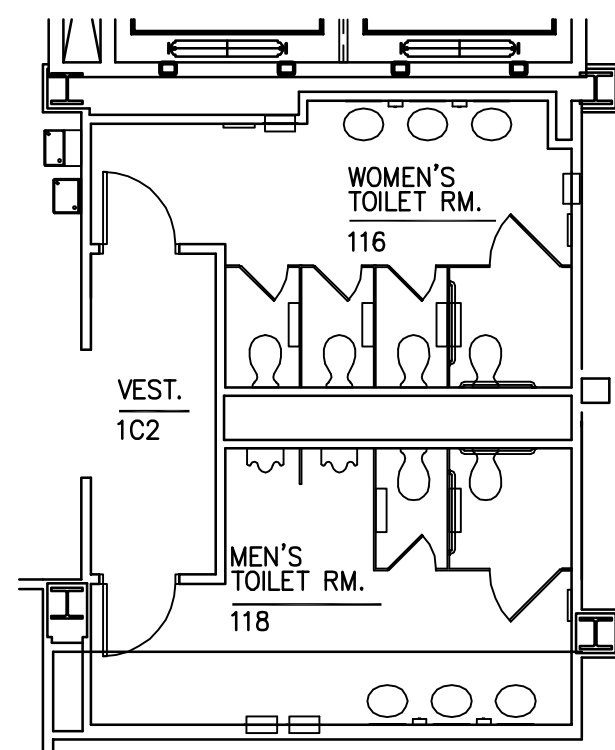
D6  
A10.8  
FULL SIZE FLOOR FINISH TRANSITION (RUBBER SPORTS FLOORING - VCT)

TILE LEGEND	
SYMBOL	DESCRIPTION
	CFT-1
	CFT-3, CWT-1
	CFT-4, CWT-5
	CFT-5, CWT-3
	CFT-6, CWT-4
	CWT-2
	CWT-6
	CWT-7
	GT-1

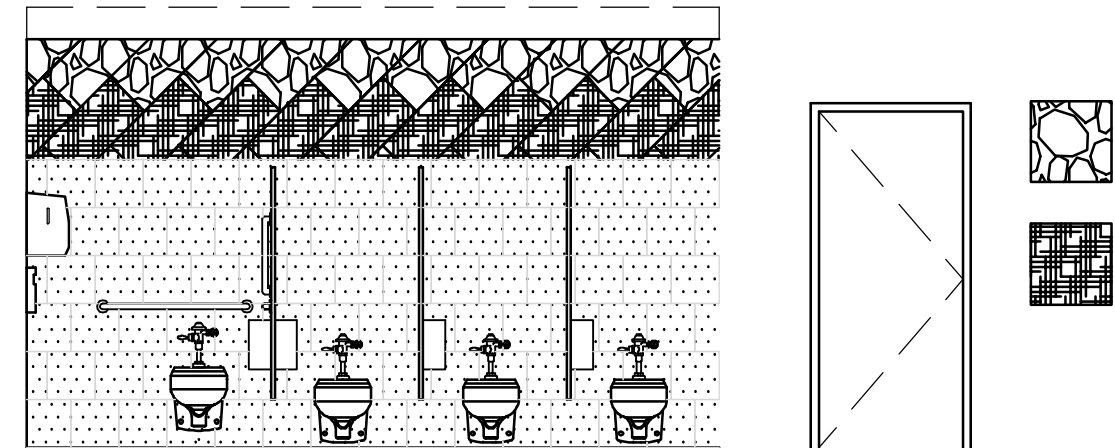
VCT LEGEND	
SYMBOL	DESCRIPTION
	VCT-1
	VCT-2
	VCT-3



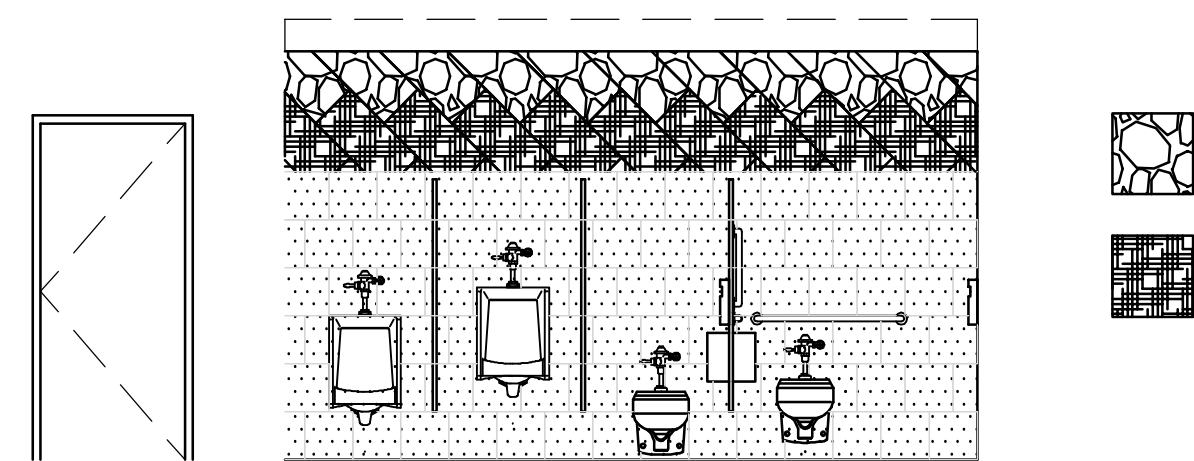
D7  
A10.8  
VINYL COMPOSITION TILE RANDOM PATTERN - TYPICAL EXAMPLE



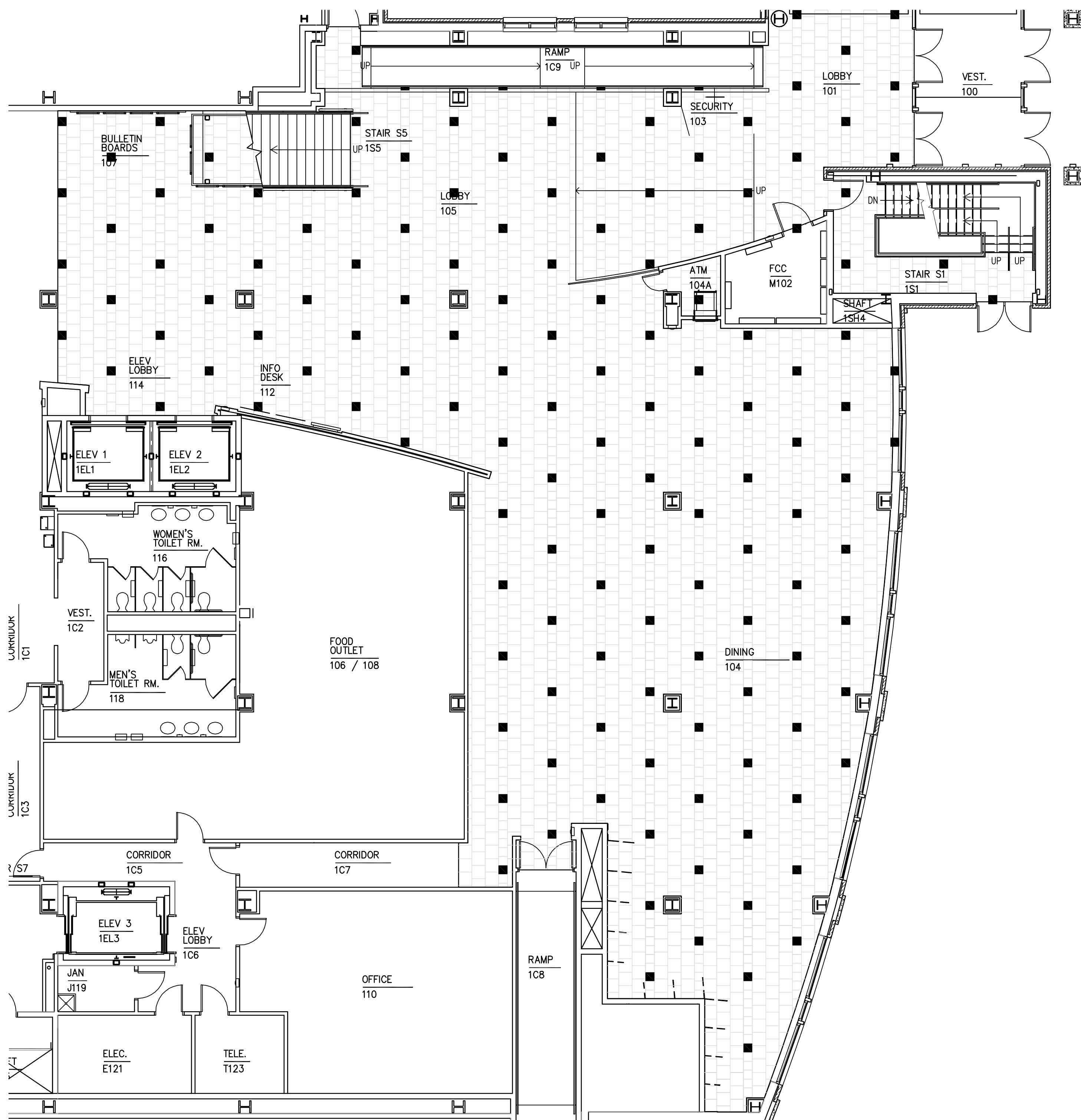
A10.8  
TOILET ROOM FLOOR PATTERN - TYPICAL EXAMPLE



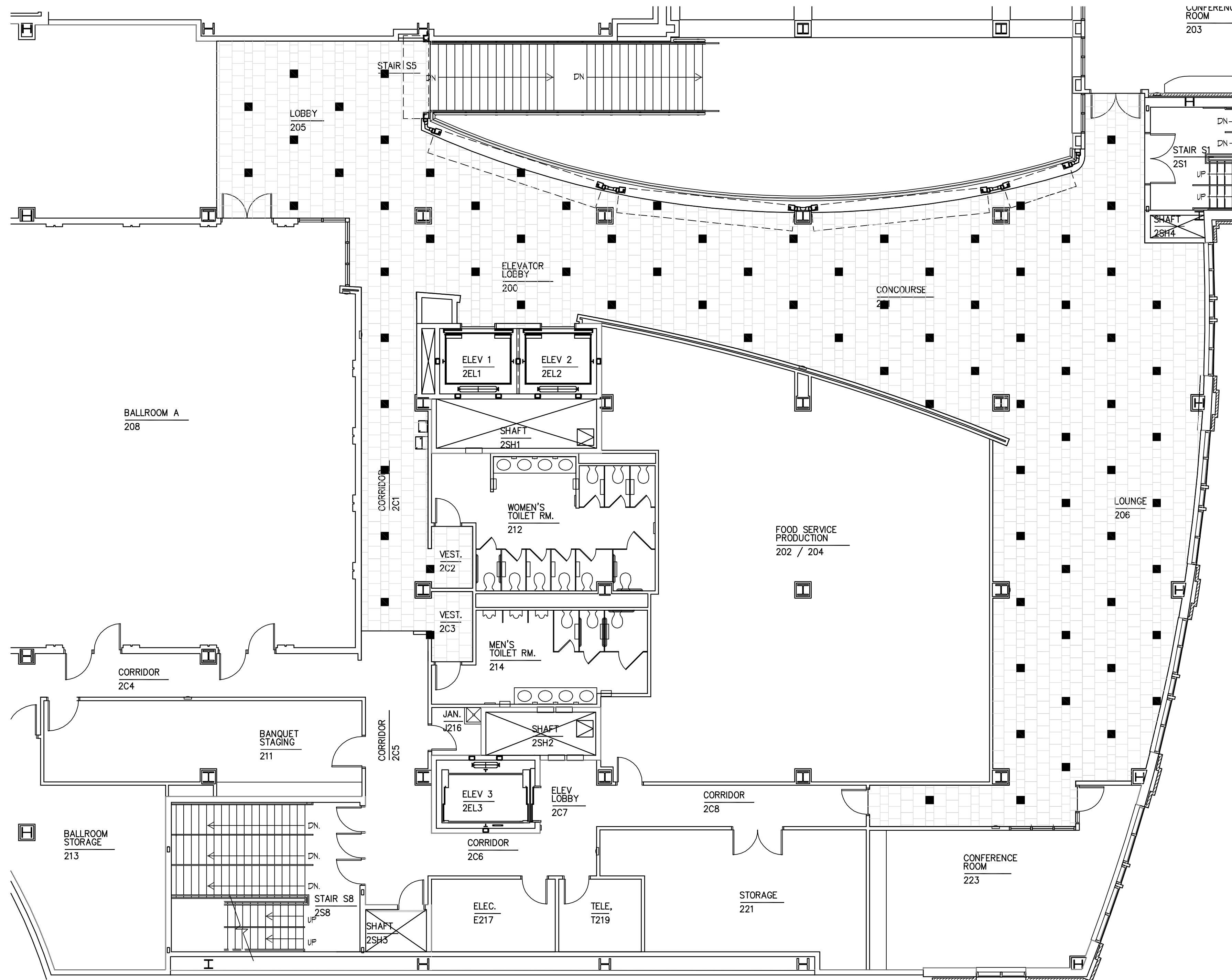
2  
A10.8  
TOILET ROOM WALL PATTERN - TYPICAL EXAMPLE @ RM 116



3  
A10.8  
TOILET ROOM WALL PATTERN - TYPICAL EXAMPLE @ RM 118



4  
A10.8  
FIRST FLOOR FLOOR PATTERN



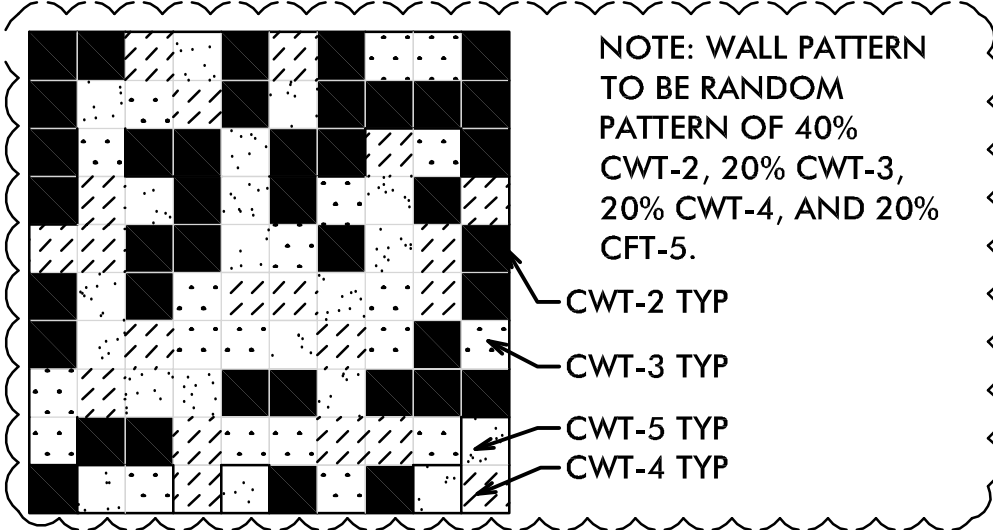
5  
A10.8  
SECOND FLOOR FLOOR PATTERN

IF THIS DRAWING DOES NOT MEASURE EXACTLY  
30" X 42", IT HAS BEEN REDUCED OR ENLARGED.  
PLEASE DO NOT SCALE THIS DRAWING.



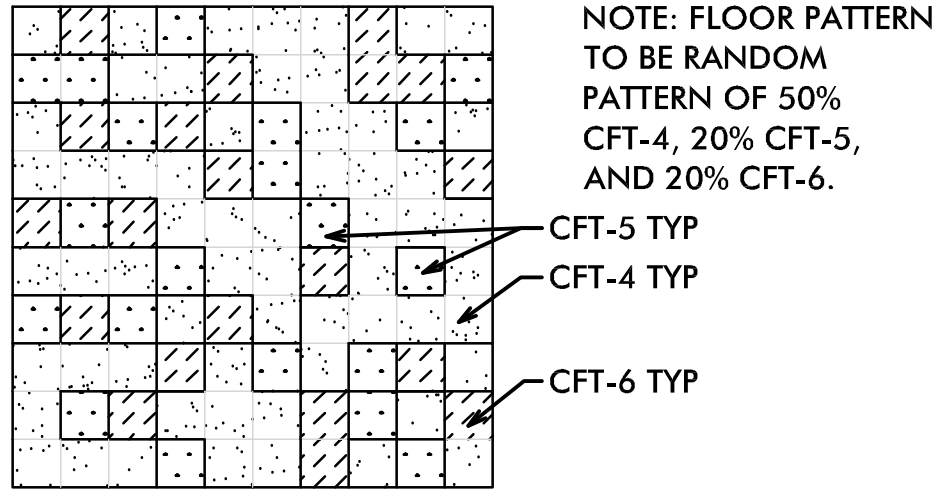
TILE LEGEND	
SYMBOL	DESCRIPTION
	CFT-1
	CFT-3, CWT-1
	CFT-4, CWT-5
	CFT-5, CWT-3
	CWT-2
	CFT-6, CWT-4
	RANDOM PATTERN OF 70% CWT-2 AND 30% CWT-4. SEE ELEVATIONS FOR LOCATIONS.
	CWT-6
	CWT-7
	GT-1

VCT LEGEND	
SYMBOL	DESCRIPTION
	VCT-1
	VCT-2
	VCT-3



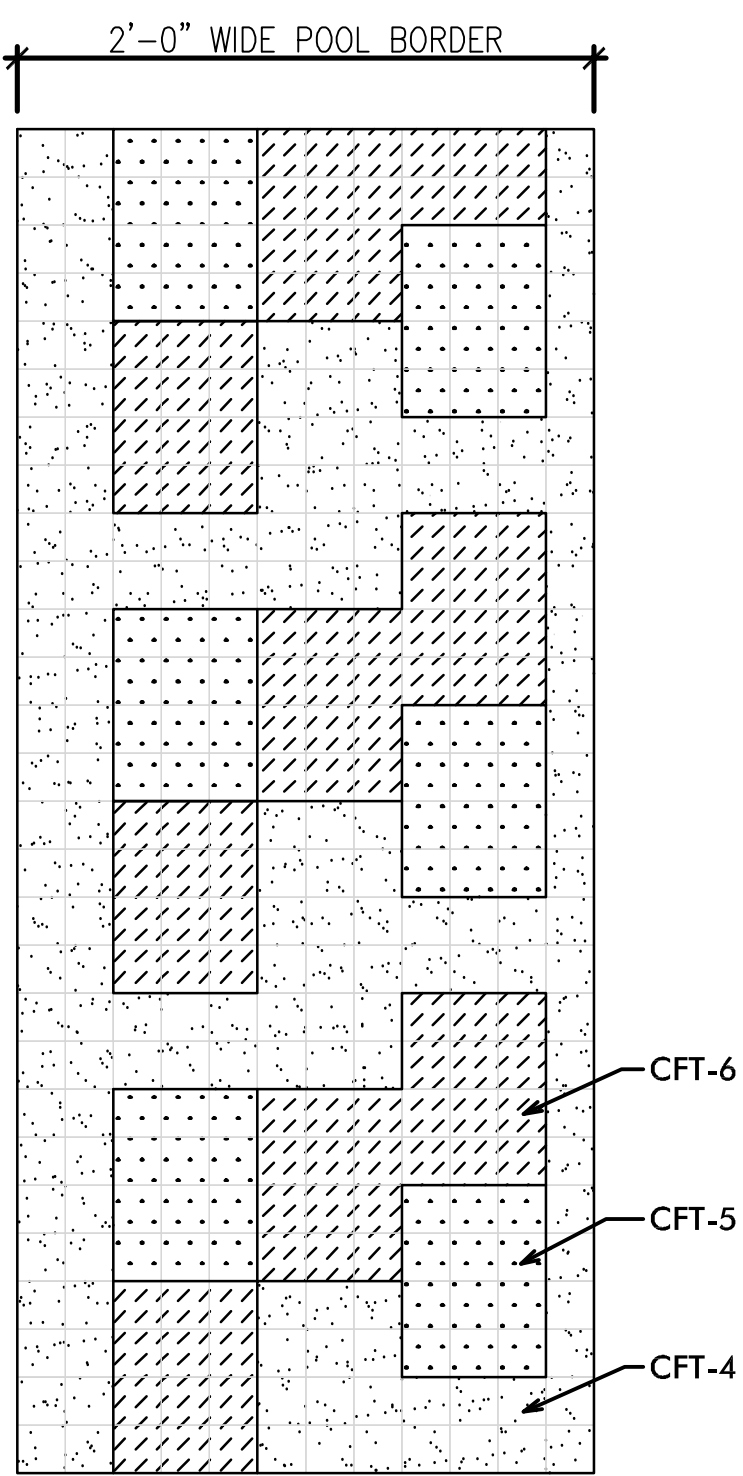
D1  
A10.9  
1-1/2" = 1'-0"

NATATORIUM WALL TILE RANDOM PATTERN - TYPICAL EXAMPLE



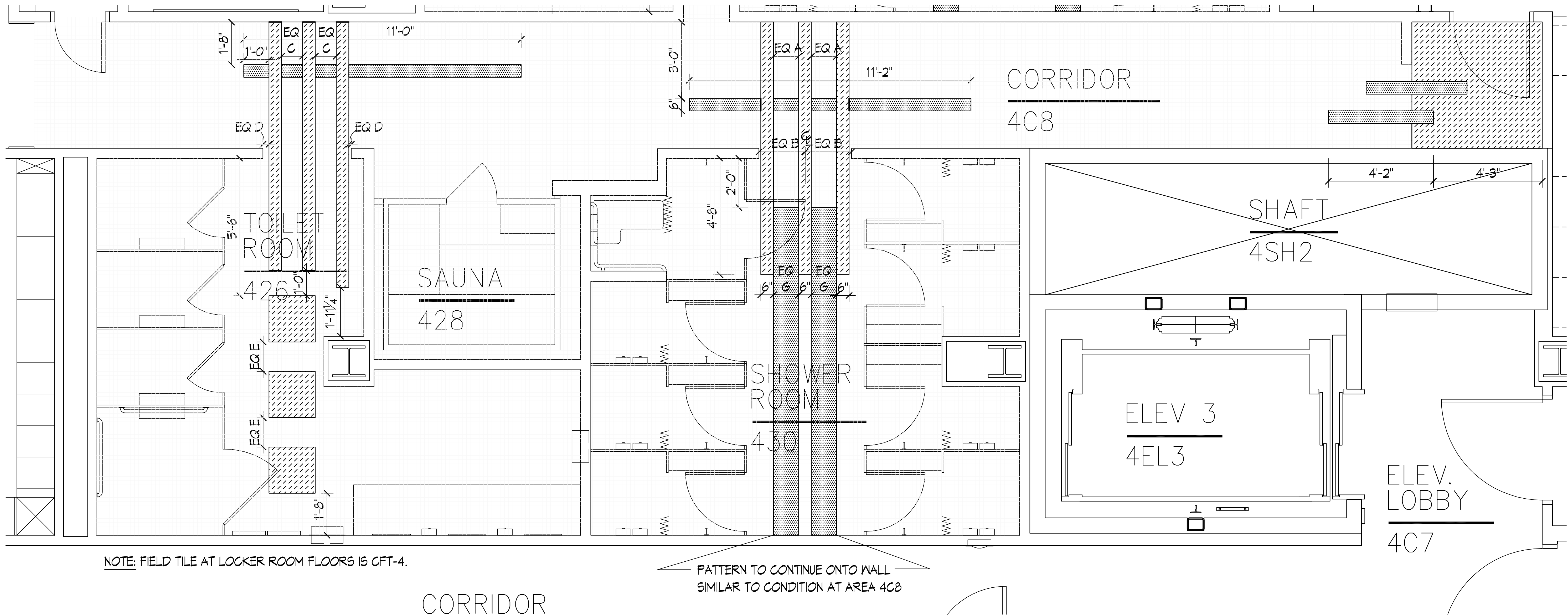
D2  
A10.9  
1-1/2" = 1'-0"

NATATORIUM FLOOR TILE RANDOM PATTERN - TYPICAL EXAMPLE



D3  
A10.9  
1-1/2" = 1'-0"

POOL TILE BORDER PATTERN - TYPICAL EXAMPLE



1  
A10.9  
1/2" = 1'-0"

FOURTH FLOOR FLOOR PATTERN @ WOMEN'S LOCKER ROOM

RECORD DRAWING

This record drawing has been prepared based upon information provided by others. While this information is believed to be reliable, the DESIGN PROFESSIONAL has not verified its accuracy, and thus is not responsible for the accuracy or completeness of this record drawing or for any errors or omissions which may have been incorporated into it as a result of erroneous information provided by others. Those relying on this record document are advised to obtain independent verification of its accuracy before applying it for any purpose.

1 01/28/10 RECORD DRAWINGS  
0 05/02/07 For Construction  
Rev. Date: Comment:  
Issued: May 2, 2007

Campus Center

621 West Lombard Street  
University of Maryland, Baltimore  
Baltimore, MD



Finish Floor & Wall Patterns

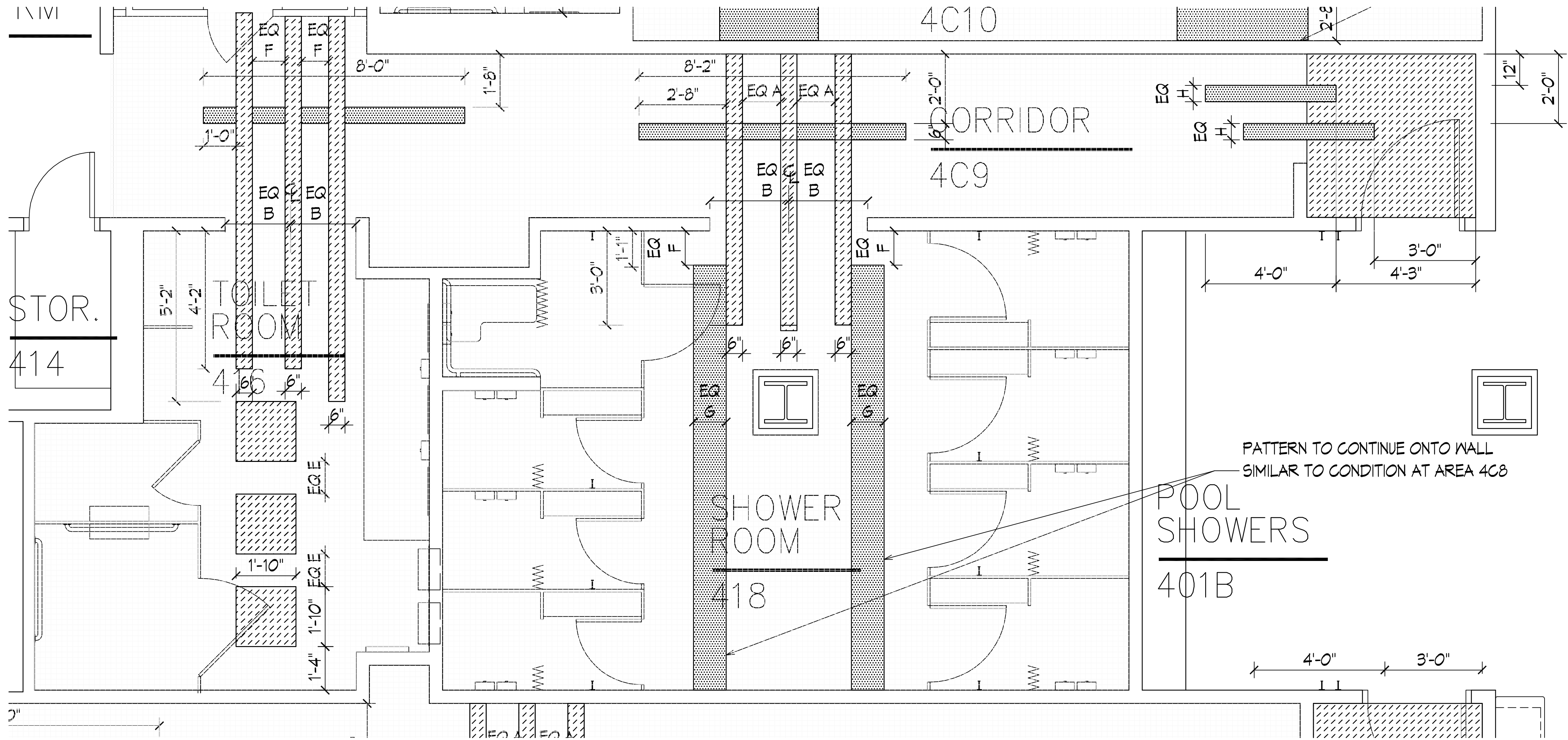
100% CONSTRUCTION DOCUMENTS

UMB PROJECT NO. 99-311  
WTW PROJECT NO. 70-4091  
© WTW ARCHITECTS REV.#

A10.9

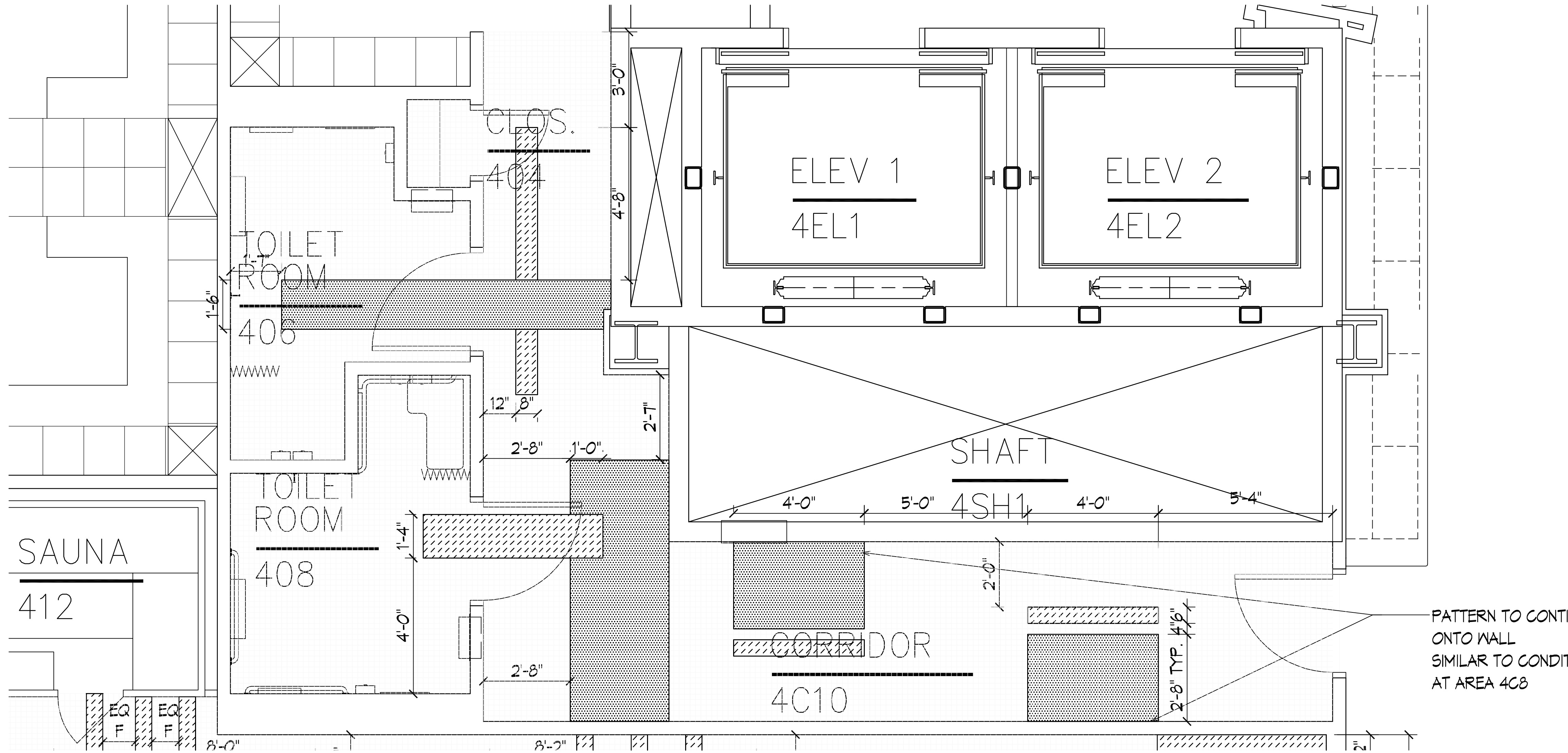
TILE LEGEND	
SYMBOL	DESCRIPTION
	CFT-1
	CFT-3, CWT-1
	CFT-4, CWT-5
	CFT-5, CWT-3
	CWT-2
	CFT-6, CWT-4
	RANDOM PATTERN OF 70% CWT-2 AND 30% CWT-4. SEE ELEVATIONS FOR LOCATIONS.
	CWT-6
	CWT-7
	GT-1

VCT LEGEND	
SYMBOL	DESCRIPTION
	VCT-1
	VCT-2
	VCT-3



NOTE: FIELD TILE AT LOCKER ROOM FLOORS IS CFT-4.

1 FOURTH FLOOR FLOOR PATTERN @ MEN'S LOCKER ROOM  
A10.10 1/2" = 1'-0"



NOTE: FIELD TILE AT LOCKER ROOM FLOORS IS CFT-4.

2 FOURTH FLOOR FLOOR PATTERN @ FAMILY LOCKER ROOM  
A10.10 1/2" = 1'-0"

**RECORD DRAWING**  
This record drawing has been prepared based upon information provided by others. While this information is believed to be reliable, the DESIGN PROFESSIONAL has not verified its accuracy, and thus is not responsible for the accuracy or completeness of this record drawing or for any errors or omissions which may have been incorporated into it as a result of erroneous information provided by others. Those relying on this record document are advised to obtain independent verification of its accuracy before applying it for any purpose.

1 01/28/10 RECORD DRAWINGS  
0 05/02/07 For Construction  
Rev. Date: Comment:  
Issued: May 2, 2007

**Campus Center**  
621 West Lombard Street  
University of Maryland, Baltimore  
Baltimore, MD



**Finish Floor Patterns**

100% CONSTRUCTION DOCUMENTS

UMB PROJECT NO. 99-311  
WTW PROJECT NO. 70-4091  
© WTW ARCHITECTS REV.#







LIFE SAFETY SYMBOL LEGEND

- SMOKE RATED PARTITION
- 1 HR. FIRE-RATED PARTITION
- 2 HR. FIRE-RATED PARTITION
- 3 HR. FIRE-RATED PARTITION
- ← DIRECTION OF EGRESS TRAVEL
- 344 OCCUPANT LOAD

GENERAL LIFE SAFETY NOTES

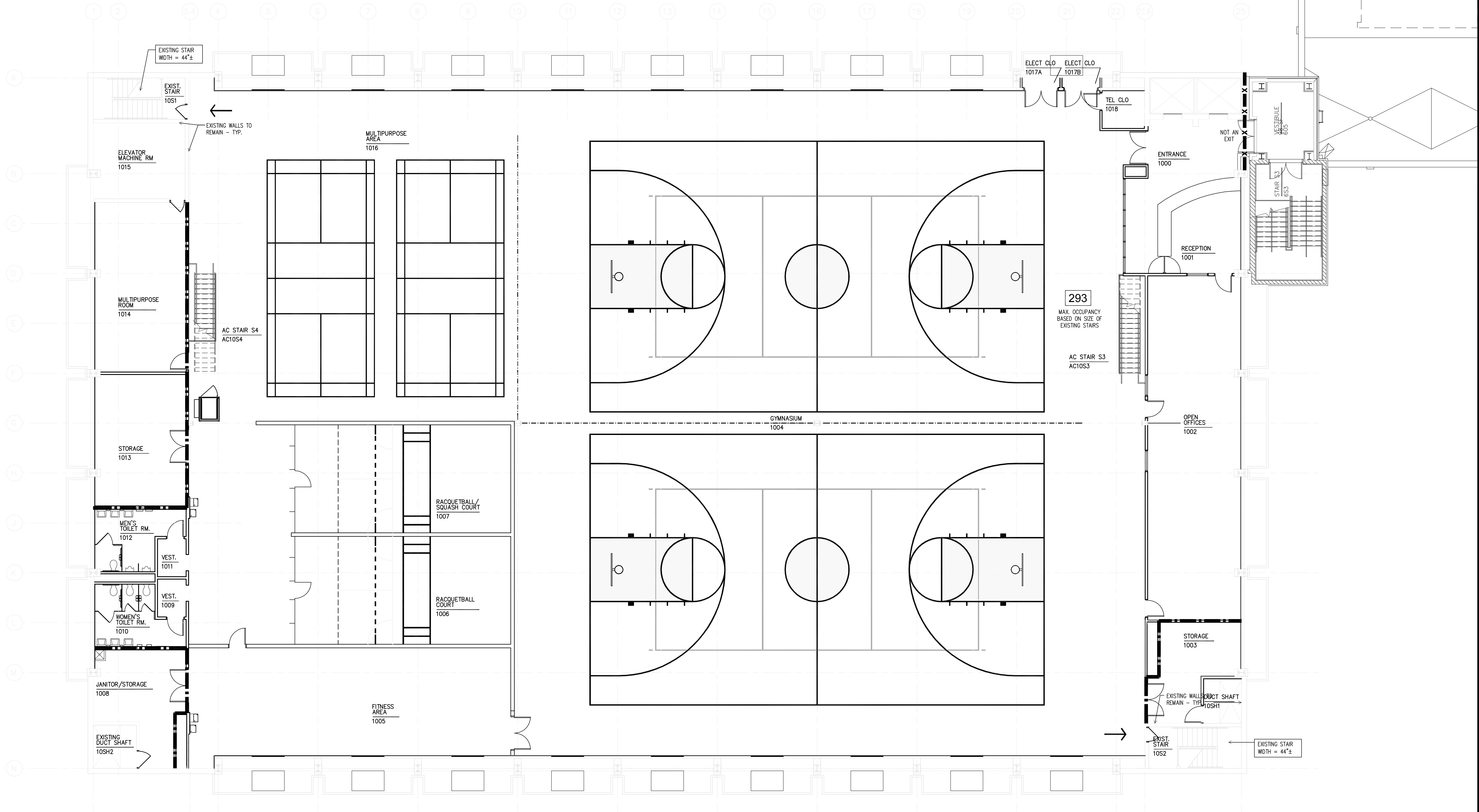
- SEE IBC AND NFPA 101 CODE ANALYSIS FOR MORE DETAILED CALCULATIONS AND INFORMATION.
- OCCUPANCY AND EGRESS CALCULATIONS ARE BASED ON 2003 NFPA 101 LIFE SAFETY CODE REQUIREMENTS.

SCHEDULE OF UL ASSEMBLIES

Construction Type 1B

Element	Rating	UL #	Notes
Structural Frame (including columns, girders, etc.)			
Columns	2 hour	X790	
Floor construction including beams	2 hour	D602	
Roof construction including beams	1 hour	P723	1
Bearing walls			2
Exterior Walls			
<5' from property line	2 hour	U415	
>5' & <30' from property line	1 hour	U415	
>30' from property line	0 hour		
Interior Construction			
GWB Smoke partitions	20 minute	U419	
GWB Fire partitions	1-2 hour	U419	
GWB Shair partitions	2 hour	U419	
GWB Shair partitions	2 hour	U415	
GWB Chase partitions	1-2 hour	U420	
CMU Fire partitions	1-2 hour	U905	

- Roof construction 20' above finish floor - 0 hour
- Not applicable, not included in project



1 TENTH FLOOR LIFE SAFETY PLAN - PRATT GYMNASIUM

1/8" = 1'-0"



THOMAS COLETT  
127 ANDERSON STREET  
PITTSBURGH, PA 15122-0801  
(412) 321-0550  
(412) 321-2433 FAX



WCM, - Architects  
Whitney Bailey Cox &  
Magnani, LLC -  
Consulting Engineers  
849 Fairmount Ave. Suite 100  
Baltimore, MD 21286 (410) 512-4500

RECORD DRAWING

This record drawing has been prepared based upon information provided by others. While this information is believed to be reliable, the DESIGN PROFESSIONAL has not verified its accuracy, and thus is not responsible for the accuracy or completeness of this record drawing or for any errors or omissions which may have been incorporated into it as a result of erroneous information provided by others. Those relying on this record document are advised to obtain independent verification of its accuracy before applying it for any purpose.

1 01/29/10 RECORD DRAWING  
0 05/02/07 For Construction  
Rev. Date: Comment:  
Issued: May 2, 2007

Campus Center

621 West Lombard Street  
University of Maryland, Baltimore  
Baltimore, MD



Tenth Floor Life Safety Plan  
Pratt Gymnasium

UMB PROJECT NO. 99-311  
WTW PROJECT NO. 70-4091  
© WTW ARCHITECTS 2010 REV.#

AA0.1

IF THIS DRAWING DOES NOT MEASURE EXACTLY  
30" X 42", IT HAS BEEN REDUCED OR ENLARGED.  
PLEASE DO NOT SCALE THIS DRAWING.



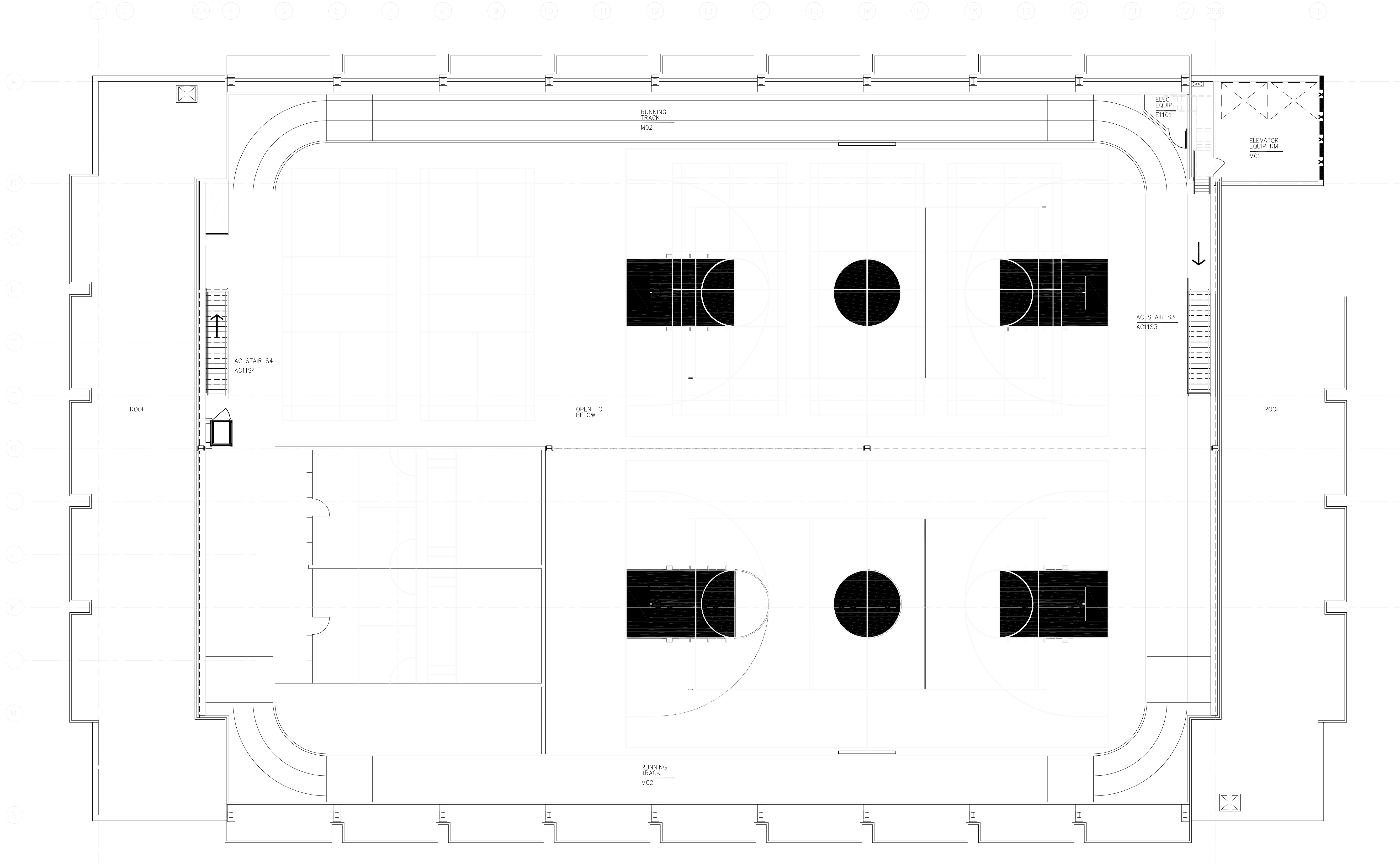
LIFE SAFETY SYMBOL LEGEND

- SMOKE RATED PARTITION
- 1 HR. FIRE-RATED PARTITION
- 2 HR. FIRE-RATED PARTITION
- 3 HR. FIRE-RATED PARTITION
- DIRECTION OF EGRESS TRAVEL
- OCCUPANT LOAD

GENERAL LIFE SAFETY NOTES

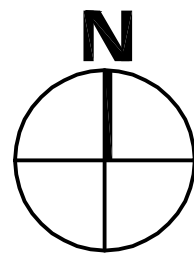
1. SEE IBC AND NFPA 101 CODE ANALYSIS FOR MORE DETAILED CALCULATIONS AND INFORMATION.
2. OCCUPANCY AND EGRESS CALCULATIONS ARE BASED ON 2003 NFPA 101 LIFE SAFETY CODE REQUIREMENTS.

SCHEDULE OF UL ASSEMBLIES			
Construction Type 1B			
Element	Rating	UL #	Notes
Structural Frame (including columns, girders, etc.)			
Columns	2 hour	X790	
Floor construction including beams	2 hour	D902	
Roof construction including beams	1 hour	P723	1
Bearing walls			2
Exterior Walls			
<5' from property line	2 hour	U415	
>= 5' & < 30' from property line	1 hour	U415	
>30' from property line	0 hour		
Interior Construction			
GWB Smoke partitions	20 minute	U419	
GWB Fire partitions	1-2 hour	U419	
GWB Stair partitions	2 hour	U419	
GWB Shaft partitions	2 hour	U415	
GWB Chase partitions	1-2 hour	U420	
CMU Fire partitions	1-2 hour	U905	
1. Roof construction 20' above finish floor - 0 hour			
2. Not applicable, not included in project			



1 MEZZANINE LEVEL LIFE SAFETY PLAN - PRATT GYMNASIUM  
1/8" = 1'-0"

0 4' 8' 16'



IF THIS DRAWING DOES NOT MEASURE EXACTLY  
30" X 42", IT HAS BEEN REDUCED OR ENLARGED.  
PLEASE DO NOT SCALE THIS DRAWING.

**WBM ARCHITECTS**

THOMAS COLETT  
127 ANDERSON STREET  
PITTSBURGH, PA 15104-0801  
(412) 321-4550  
(412) 321-2423 FAX

ASSOCIATE ARCHITECT

**WBR**

WBCM, — Architects  
Whitney Bailey Cox &  
Magnani, LLC —  
Consulting Engineers  
849 Fairmount Ave. Suite 100  
Baltimore, MD 21206 (410) 512-4500

RECORD DRAWING

This record drawing has been prepared based upon information provided by others. While this information is believed to be reliable, the DESIGN PROFESSIONAL has not verified its accuracy, and thus is not responsible for the accuracy or completeness of this record drawing or for any errors or omissions which may have been incorporated into it as a result of erroneous information provided by others. Those relying on this record document are advised to obtain independent verification of its accuracy before applying it for any purpose.

1 01/29/10 RECORD DRAWING  
0 05/02/07 For Construction  
Rev. Date: Comment:  
Issued: May 2, 2007

**Campus Center**  
621 West Lombard Street  
University of Maryland, Baltimore  
Baltimore, MD



**Mezzanine Level Life Safety Plan Pratt Gymnasium**

UMB PROJECT NO. 99-311  
WTW PROJECT NO. 70-4091  
© WTW ARCHITECTS 2010 REV.#

**AA0.2**





## SYMBOL LEGEND

LINE OF CONSTRUCTION ABOVE	CODED CONSTRUCTION NOTE
LINE OF CONSTRUCTION BELOW	PARTITION TYPE SYMBOL, REFER TO A8.1
DETAILED / ENLARGED PLAN SYMBOL, DETAIL NUMBER, DRAWING NUMBER	FLOOR DRAIN, REFERENCE PLUMBING PLANS
INTERIOR ELEVATION SYMBOL, ELEVATION NUMBER, DRAWING NUMBER	SURFACE MOUNTED FIRE EXTINGUISHER & BRACKET
EXTERIOR ELEVATION SYMBOL, ELEVATION NUMBER, DRAWING NUMBER	SEMI-RECESSED FIRE EXTINGUISHER & CABINET
BUILDING SECTION SYMBOL, SECTION NUMBER / DRAWING NUMBER	WC WATER COOLER
DOOR IDENTIFIER, ROOM NUMBER / DOOR NUMBER	R.O.D. ROOF DRAIN
WINDOW IDENTIFIER, WINDOW TYPE	O.O.D. OVERFLOW DRAIN
	BORROWED LIGHT

## GENERAL ARCHITECTURAL NOTES

- DO NOT SCALE DRAWINGS. VERIFY ALL EXISTING CONDITIONS AT SITE BEFORE PROCEEDING WITH WORK.
- ALL CODED CONSTRUCTION NOTES ARE NOT REFERENCED ON ALL ARCHITECTURAL PLAN DRAWINGS.
- ANY CONFLICT OR DISCREPANCY BETWEEN INFORMATION ON DRAWINGS AND ACTUAL FIELD CONDITIONS SHOULD BE BROUGHT TO ARCHITECTS' ATTENTION FOR RESOLUTION PRIOR TO COMMENCING WORK.
- PARTITION DIMENSIONS INDICATED ARE TO FACE OF G.W.B., CONCRETE OR UNIT MASONRY.
- ALL FURNITURE, FILE CABINETS AND OTHER OFFICE EQUIPMENT SHOWN IS FOR INFORMATIONAL PURPOSES ONLY AND IS N.I.C. UNLESS OTHERWISE NOTED.
- CONTRACTOR TO SLOPE FLOOR 1/8" PER FT @ ALL FLOOR DRAIN LOCATIONS.
- INSTALL ALL INSERTS, FITTINGS & DEVICES REQUIRED BY ATHLETIC EQUIPMENT; @ FLOOR, SUCH INSERTS, FITTINGS & DEVICES SHALL BE INSTALLED ONLY WITHIN EXIST TOPPING SLAB - DO NOT DRILL OR ATTACH TO EXIST PRECAST CONC STRUCTURAL T'S.
- CLOSE ALL OPINGS IN FLOOR CONSTRUCTION THROUGHOUT PRATT GARAGE WHERE EXIST PIPING, DUCTWORK & CONDUIT IS REMOVED AS PART OF THIS CONTRACT; SEE PLUMBING, MECH/HVAC & ELECTRICAL DWGS; OPNG CLOSURES SHALL MAINTAIN FIRE RATINGS.

## CODED CONSTRUCTION NOTES

- EQUIPMENT CONSTRUCTION NOTES
- EC1: EXTENSION OF ELEVATOR SHAFT, REPLACEMENT OF ELEVATORS, NEW ELEVATOR EQUIPMENT ROOM & ALL ASSOCIATED WORK PERFORMED AS PART OF A SEPARATE CONTRACT, NOT PART OF THIS WORK
- EC2: EXISTING GARAGE DUCTWORK TO REMAIN
- EC3: EXISTING PANELBOARDS, CONDUIT AND ASSOCIATED ELECT EQUIP TO REMAIN
- EC4: EXISTING FIRE EXTINGUISHER CABINET & FIRE EXTINGUISHER TO REMAIN
- EC5: RELOCATE EXIST FIRE EXTINGUISHER CABINET & FIRE EXTINGUISHER
- EC6: NEW FIRE EXTINGUISHER CABINET & FIRE EXTINGUISHER
- EC7: NEW FIRE EXTINGUISHER CABINET & FIRE EXTINGUISHER
- EC8: NEW FIRE EXTINGUISHER CABINET & FIRE EXTINGUISHER
- EC9: ELECT WATER COOLER, TYP
- EC10: ELECTRONIC SCOREBOARD
- EC11: ELECTRICALLY OPERATED, SIDE-RETRACTABLE BASKETBALL BACKBOARD, HOOP/NET, SUPPORTS & OPERATING MECHANISMS

- ROOF CONSTRUCTION NOTES
- RC1: REMOVE EXISTING ROOFING TO DECK, & INSTALL NEW ROOFING; SEE ROOFING DRAWINGS
- RC2: EXISTING ROOF HATCH TO REMAIN

- FLOOR/WALL CONSTRUCTION NOTES
- FC1: STAIR & RAILINGS
- FC2: LINE OF RUNNING TRACK, ABOVE
- FC3: MOTORIZED OVERHEAD (DROP) CURTAIN TO 23'-0" +/-, FIXED NET FROM T / CURTAIN TO BOTTOM OF ROOF
- FC4: SAFETY PADS @ WALL OR COLUMN; SEE DETAIL 3/AA4.1
- FC5: CENTER VOLLEYBALL COURT LAYOUT ON BASKETBALL COURT
- FC6: RAISED WOOD ATHLETIC FLOOR WITH MARKINGS FOR BASKETBALL, VOLLEYBALL & BOWLING, AS SHOWN - ALTERNATE #8
- FC7: SLOPED WOOD ATHLETIC FLOORING TRANSITION STRIP
- FC8: BOWLING COURT LAYOUT MARKINGS INTEGRAL WITH RESILIENT ATHLETIC FLOORING
- FC9: RAISED WOOD ATHLETIC FLOORING WITH MARKINGS FOR RACQUETBALL (& SQUASH, WHERE NOTED)
- FC10: FIXED GLASS PARTITION WITH GLASS DOOR
- FC11: MECHANICALLY ADJUSTABLE GLASS PARTITION WITH GLASS DOOR
- FC12: 20'-0" HIGH SPECIALTY PARTITION WITH MARKINGS FOR RACQUETBALL (& SQUASH, WHERE NOTED)
- FC13: RAILINGS
- FC14: INSTALL SELF-LEVELING FLOOR TOPPING @ ALL AREAS WHERE EXISTING FLOORING IS REMOVED; POWER-WASH CONC FLOOR SURFACE PRIOR TO INSTALLING SELF-LEVELING TOPPING, TYPICAL
- FC15: PATCH (OPENING IN PARTITION @ REMOVED FA VENT) WITH MET STUDS @ 16" OC & 5/8" THICK GWB
- FC16: FURR EXIST PARTITION WITH MET FURNISH CHANNELS @ 16" OC & APPLY GWB
- FC17: CLEAN CONC FLOOR SURFACE & INSTALL SELF-LEVELING FLOOR TOPPING TO MATCH ADJACENT GYMNASIUM FLOOR; SCARFY CONC FLOOR SURFACE PRIOR TO INSTALLING SELF-LEVELING FLOOR TOPPING
- FC18: PROVIDE IMPACT RESISTANT GWB @ LOCATIONS INDICATED
- FC19: WHERE DUCTWORK FROM FA INTAKES IS REMOVED, INSTALL FACED (BOTH SIDES) BATT INSULATION @ OPENING & CAP OPENING WITH CORRUGATED MET SHEET TO MATCH EXIST ADJACENT CONDITION
- FC20: WHERE EXPOSED BATT INSULATION REMAINS EXPOSED, & WHERE IT SHALL BE CONCEALED BY NEW WORK, PATCH & REPAIR BATT INSULATION WHERE DAMAGED BY FILING JOBS & TAPING TEARS, TYPICAL THROUGHOUT CONTROL DESK
- FC21: DOUBLE-ACTING SWING GATE, PART OF CONTROL DESK
- FC22: EXTEND 20'-0" HIGH PARTITION TO FACE OF RUNNING TRACK
- FC23: CLEAN OUT PACKING/SEALANT FROM EXIST EXPANSION JOINT & INSTALL NEW SANDING PACKING & FR SEALANT FLUSH WITH TOP OF CONC FLOOR SLAB; SEE DETAIL 2/AA4.1
- FC25: NEW MET FRAMING @ GWB & IMPACT RESISTANT GWB BULKHEAD OVER EXIST BEAM @ RUNNING TRACK ELEVATION
- FC26: CLOSE OPENING THROUGH FLOOR (2-HR RATING) @ REMOVED DUCTWORK; SEE STRUCT DWGS

## RECORD DRAWING

This record drawing has been prepared based upon information provided by others. While this information is believed to be reliable, the DESIGN PROFESSIONAL has not verified its accuracy, and thus is not responsible for the accuracy or completeness of this record drawing or for any errors or omissions which may have been incorporated into it as a result of erroneous information provided by others. Those relying on this record document are advised to obtain independent verification of its accuracy before applying it for any purpose.

01/29/10 RECORD DRAWING

0 05/02/07 For Construction  
Rev. Date: Comment:  
Issued: May 2, 2007

## Campus Center

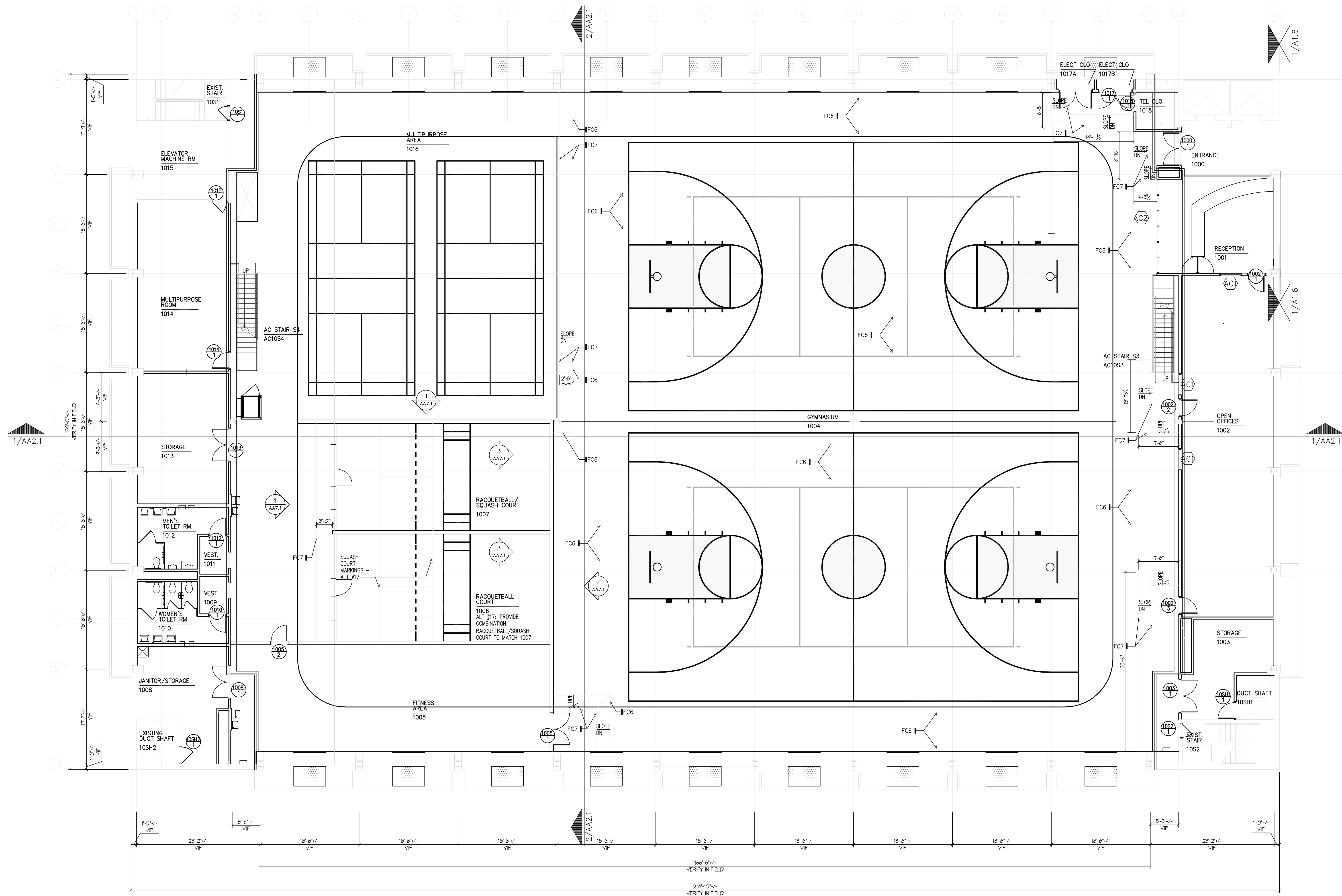
621 West Lombard Street  
University of Maryland, Baltimore  
Baltimore, MD



## Tenth Floor Plan - Pratt Gymnasium, Alternate

UMB PROJECT NO. 99-311  
WTW PROJECT NO. 70-4091  
© WTW ARCHITECTS 2010 REV.#

**AA1.1a**



**TENTH LEVEL PLAN - PRATT GYMNASIUM - ALTERNATE #8**

1/8" = 1'-0"

SEE TENTH FLOOR PLAN - PRATT GYMNASIUM (1/AA1.1) FOR ADDITIONAL CONDITIONS, NOTES AND DIMENSIONS

IF THIS DRAWING DOES NOT MEASURE EXACTLY 11" X 17", IT HAS BEEN REDUCED OR ENLARGED. PLEASE DO NOT SCALE THIS DRAWING.